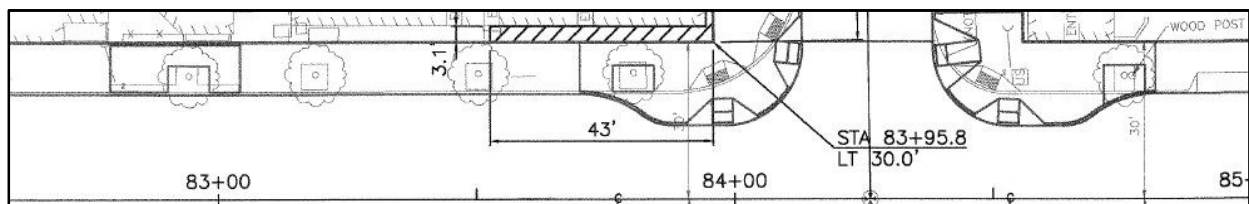




Seattle Department of Transportation

The Americans with Disabilities Act (ADA) Transition Plan for the Seattle Public Right-of-Way

Appendix 6.1c: 2016 Curb Ramp Survey Results





SDOT Curb Ramp Survey

The City of Seattle works hard to provide a pedestrian network that's accessible and usable for everyone. For many people, curb ramps are an important part of being able to access sidewalks and street crossings.

We need your help to determine where to build new curb ramps or where existing curb ramps need improvement.

Please complete this survey to help SDOT determine priorities for curb ramp improvements!



This survey is formatted to be accessible using screen reader technology. If you require a hard copy of the survey or any other accommodations to complete this survey, please contact Michael.Shaw@seattle.gov or call 206-615-1974.

Thank you for your participation!

First, let's learn a little bit about you. All answers will be kept strictly confidential.

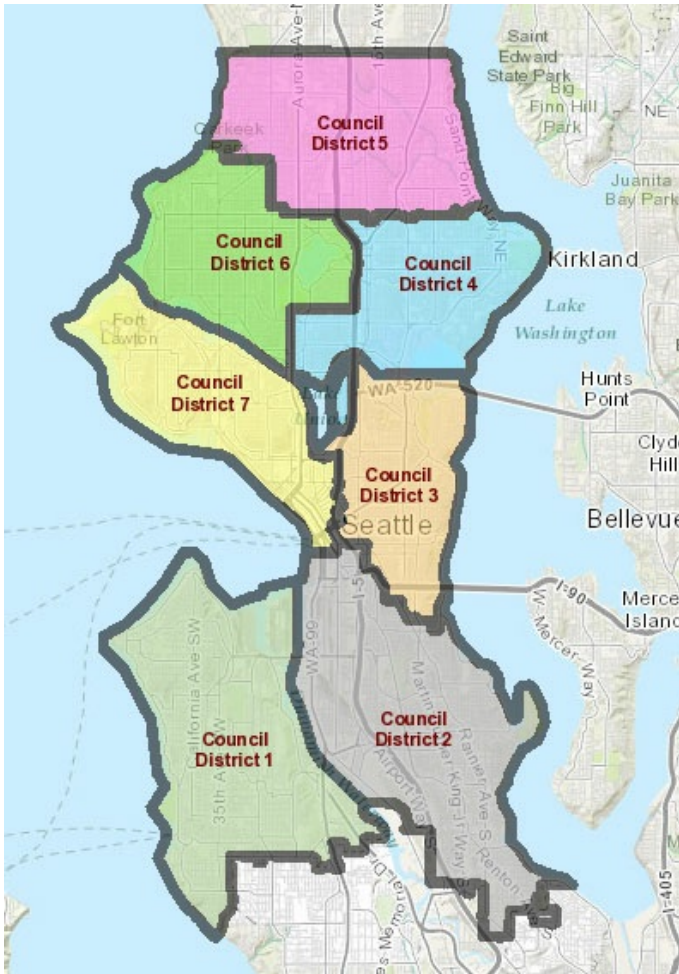
1. Are you a resident of the City of Seattle?

- Yes
- No
- Not sure

2. If you are a resident of Seattle, in which City Council District do you live?

- District 1
- District 2
- District 3
- District 4
- District 5
- District 6
- District 7
- Not sure or not applicable

Council Districts Map



3. Are you or someone you directly care for currently living with a disability?

- Yes
- No
- Not sure or possibly undiagnosed

4. What is the nature of the disability that you or someone you directly care for live with? (check all that apply)

- Mobility impairment
- Spinal cord disability
- Vision disability
- Hearing disability
- Cognitive or learning disabilities
- Not applicable or do not choose to specify

Other (please specify)

5. Do you or someone you directly care for use a walker, crutches, a wheelchair, or any other mobility assistive device? (check all that apply)

- Walker, cane, or crutches
- Wheelchair (manual)
- Wheelchair (power)
- Electric scooter or other power-driven mobility device
- No or not applicable

Other (please specify)

6. Are you or someone you directly care for living with visual and/or hearing impairments? (check all that apply)

- Some level of visual impairment
- Blind
- Hard of hearing
- Deaf
- Deaf Blind
- No or not applicable

7. Do you or someone you directly care for use a service animal, a white cane, or other mobility assistive tools? (check all that apply)

- Service animal / guide dog
- White cane
- Ultrasonic echo-location device
- No or not applicable

Other (please specify)

8. What is your age range or the age range of the person that you directly care for?

- Under 18
- 18-24
- 25-34
- 35-44
- 45-54
- 55-64
- 65 and over
- Do not choose to specify

9. How do you identify yourself or the person that you directly care for? (check all that apply)

- African American/Black
- Asian
- Caucasian/White
- Hispanic/Latino
- Native Hawaiian/Pacific Islander
- Native American/Native Alaskan
- Do not choose to specify

Other race or combination of (please specify)

Let's learn about how specific curb ramp improvements can benefit you and/or determine some of the challenges you may experience.

Please note that the remainder of the questions in this survey are relative to your opinions or needs or those of the person or persons that you directly care for.

10. When traveling on your normal pedestrian routes (to/from school, home, work, etc.), how often do you find that curb ramps don't exist at street intersections?

	Never	Occasionally	Frequently	There are no sidewalks or curb ramps	Not applicable or don't know
Curb ramps are missing	<input type="radio"/>	<input type="radio"/>	<input type="radio"/>	<input type="radio"/>	<input type="radio"/>

Curb Ramp Missing at Intersection



11. When traveling on your normal pedestrian routes, how often do you find that existing curb ramps are in poor condition or are otherwise difficult to use?

	Never	Occasionally	Frequently	There are no sidewalks or curb ramps	Not applicable or don't know
Curb ramp usability	<input type="radio"/>	<input type="radio"/>	<input type="radio"/>	<input type="radio"/>	<input type="radio"/>

Existing (Older) Curb Ramp




12. When traveling on your normal pedestrian routes, what are the features of the curb ramps that may make use difficult? (click all that apply)

- The ramps are in poor physical condition (broken or cracked surfaces)
- The slope of the ramp is too steep
- Cane detectable warning surface is not provided at the bottom of the ramp
- There are obstructions on or near the ramp, blocking access (utility equipment, poles, vegetation, hydrants, etc.)
- The ramps are not aligned well with crosswalks
- Water and/or debris collects at the base of the ramp
- Ramps are in good condition or not applicable

Other (please specify)

Cane Detectable Warning Surface



13. How important is it to you that the curb ramp aligns with the crosswalk?

	Very important	Somewhat important	Not important	Not sure or not applicable
Curb ramp alignment	<input type="radio"/>	<input type="radio"/>	<input type="radio"/>	<input type="radio"/>

Example 1: Curb Ramp Aligns Directly with Crosswalk



Example 2: Curb Ramp does not Directly Align with Crosswalk



14. Please rank the following curb ramp scenarios for improvement prioritization.

<input type="checkbox"/>	<input type="checkbox"/>	Curb ramps exist, but they may be difficult to use
<input type="checkbox"/>	<input type="checkbox"/>	Curb ramps are missing at existing sidewalks
<input type="checkbox"/>	<input type="checkbox"/>	There are no sidewalks or curb ramps

15. How would you prioritize curb ramp improvements on steep residential streets?

	High priority	Mid priority	Low priority	No priority or not applicable
Priority	<input type="radio"/>	<input type="radio"/>	<input type="radio"/>	<input type="radio"/>

Curb Ramps Constructed on a Steep Street



16. Do you feel that curb ramps built on very steep streets are beneficial and usable for pedestrians?

Beneficial to all

Beneficial to some

Too steep and not usable

Usability

Now let's learn where curb ramp improvements are a priority to you.

17. Please rank the facilities and locations listed below in order of priority for curb ramp and pedestrian improvements serving those facilities.

<input type="checkbox"/>	<input type="text"/>	Public buildings (schools, libraries, community centers, etc.)
<input type="checkbox"/>	<input type="text"/>	State and local government office buildings
<input type="checkbox"/>	<input type="text"/>	Transit facilities (including rail stations and transit hubs)
<input type="checkbox"/>	<input type="text"/>	Office buildings, retail, and shopping centers
<input type="checkbox"/>	<input type="text"/>	Medical facilities
<input type="checkbox"/>	<input type="text"/>	Senior living facilities
<input type="checkbox"/>	<input type="text"/>	Parks
<input type="checkbox"/>	<input type="text"/>	Residential neighborhoods

Please list below your top 3 priority areas that are specific to your needs where curb ramps may be missing or may need to be improved. These locations could be urban centers or villages, concentrated areas of medical or senior living facilities, or neighborhoods. Locations may also include specific buildings, facilities, or parks. Please be specific and include addresses, street names, or intersections if possible.

Skip ahead to question 21 if you have no specific recommendations.

18. Where is your highest priority location for curb ramp improvements in Seattle?

19. Where is your second highest priority location for curb ramp improvements in Seattle?

20. Where is your third highest priority location for curb ramp improvements in Seattle?

Finally, let's talk about other pedestrian improvements that SDOT should prioritize in the future, in addition to curb ramps.

21. Please rank the pedestrian facilities below in order of priority for improvement consideration in the future.

<input type="checkbox"/>	<input type="text"/>	Sidewalks (existing but damaged)
<input type="checkbox"/>	<input type="text"/>	Sidewalks (missing)
<input type="checkbox"/>	<input type="text"/>	Crosswalks
<input type="checkbox"/>	<input type="text"/>	Accessible Pedestrian Signals (APS)
<input type="checkbox"/>	<input type="text"/>	Improved temporary access around construction zones
<input type="checkbox"/>	<input type="text"/>	Vertical access in the downtown area (via elevators, etc.)

Accessible Pedestrian Signals (APS)



22. Are you aware that you can request curb ramps and accessible pedestrian signals on the SDOT website or by contacting the City of Seattle Customer Service Bureau?

- Yes
- No

If you are living with a disability, you can make specific accessibility improvement requests by visiting the SDOT webpage at:

[SDOT ADA Request Page](#)

You can also learn about current SDOT initiatives and efforts to provide improved accessibility and inclusion within the Seattle public right-of-way.

For additional information, please contact Michael.Shaw@seattle.gov or call 206-615-1974.

23. Are you interested in participating in an ongoing pedestrian access advisory committee to discuss pedestrian access concerns in the public right-of-way?

- Yes
- No
- Not sure, need more information

24. If you are interested in becoming a part of a pedestrian access advisory committee, please provide your contact information below. Your information will be kept strictly confidential.

Name

Email

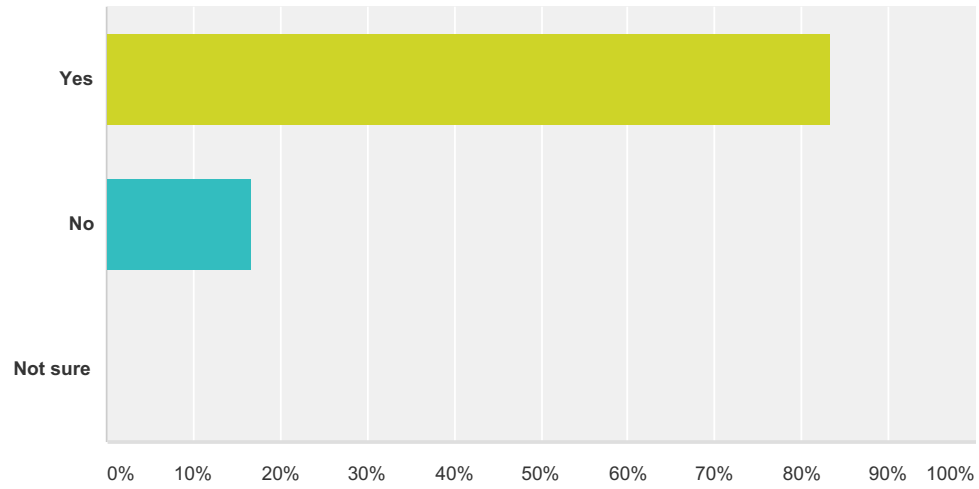
Phone

Thanks again for your participation!

This is one step of many that can help SDOT prioritize improvements for many years to come.

Q1 Are you a resident of the City of Seattle?

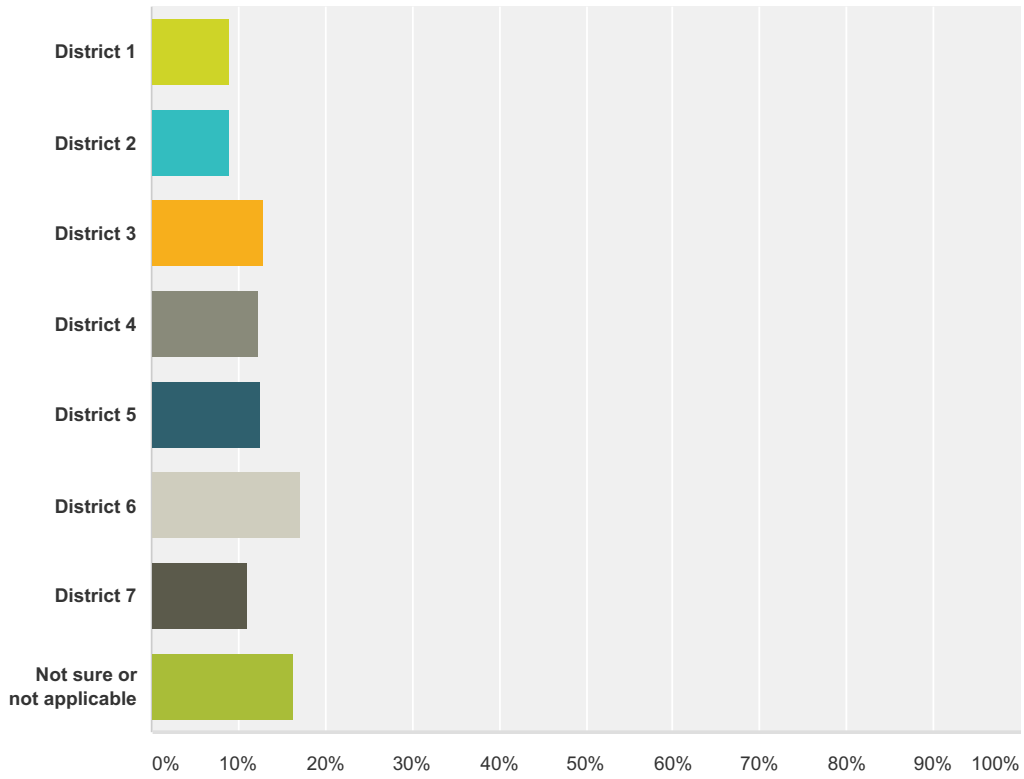
Answered: 352 Skipped: 0



Answer Choices	Responses	
Yes	83.24%	293
No	16.76%	59
Not sure	0.00%	0
Total		352

Q2 If you are a resident of Seattle, in which City Council District do you live?

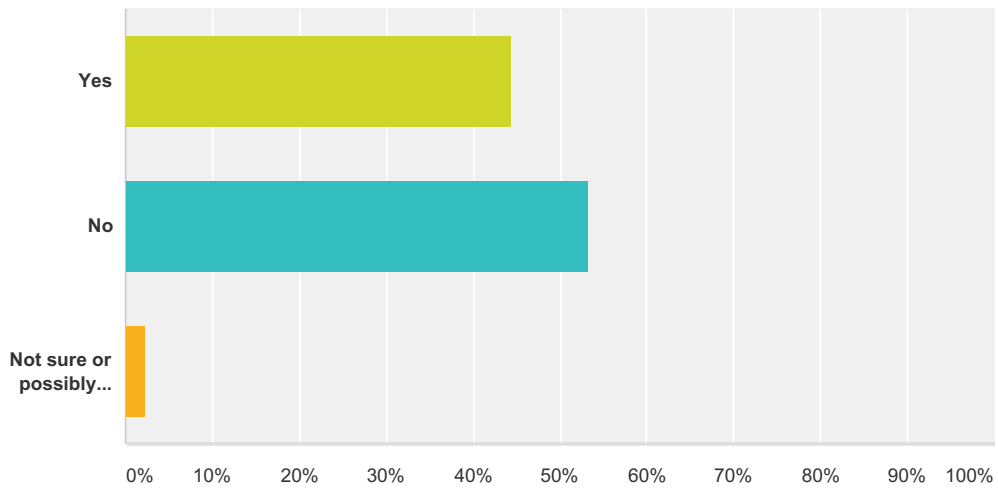
Answered: 326 Skipped: 26



Answer Choices	Responses
District 1	8.90% 29
District 2	8.90% 29
District 3	12.88% 42
District 4	12.27% 40
District 5	12.58% 41
District 6	17.18% 56
District 7	11.04% 36
Not sure or not applicable	16.26% 53
Total	326

Q3 Are you or someone you directly care for currently living with a disability?

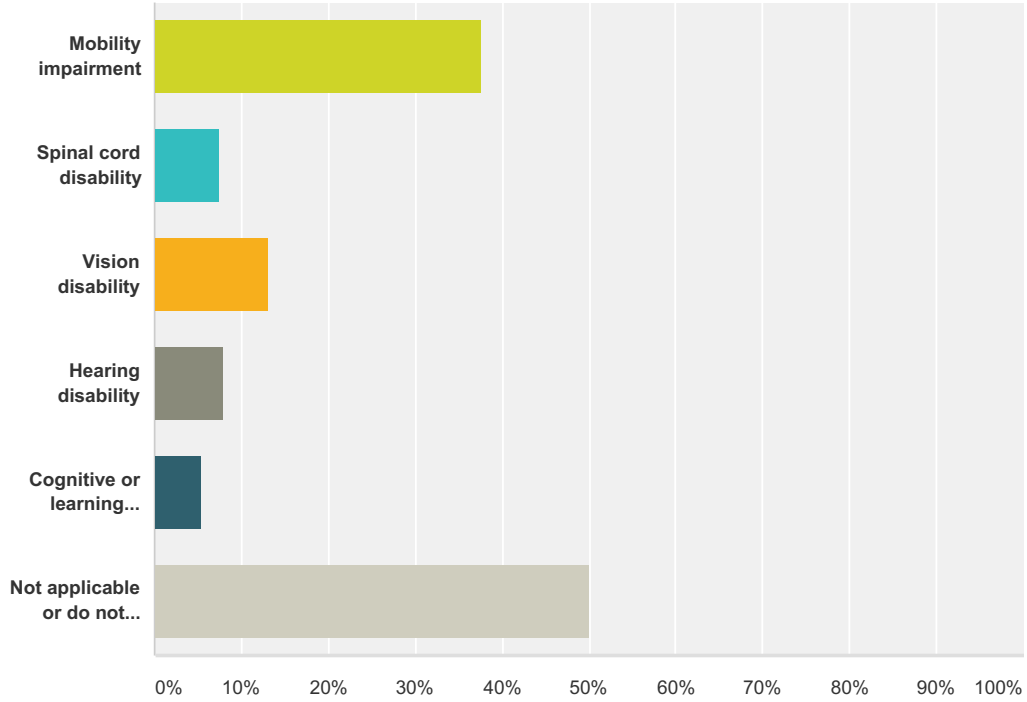
Answered: 350 Skipped: 2



Answer Choices	Responses
Yes	44.57% 156
No	53.14% 186
Not sure or possibly undiagnosed	2.29% 8
Total	350

Q4 What is the nature of the disability that you or someone you directly care for live with? (check all that apply)

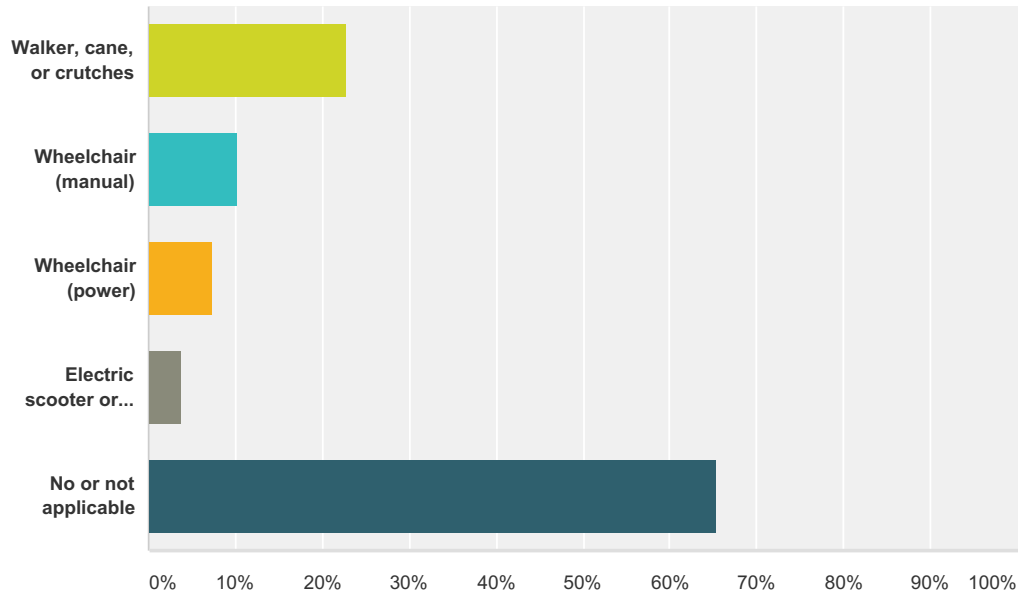
Answered: 317 Skipped: 35



Answer Choices	Responses
Mobility impairment	37.54% 119
Spinal cord disability	7.57% 24
Vision disability	13.25% 42
Hearing disability	7.89% 25
Cognitive or learning disabilities	5.36% 17
Not applicable or do not choose to specify	50.16% 159
Total Respondents: 317	

Q5 Do you or someone you directly care for use a walker, crutches, a wheelchair, or any other mobility assistive device? (check all that apply)

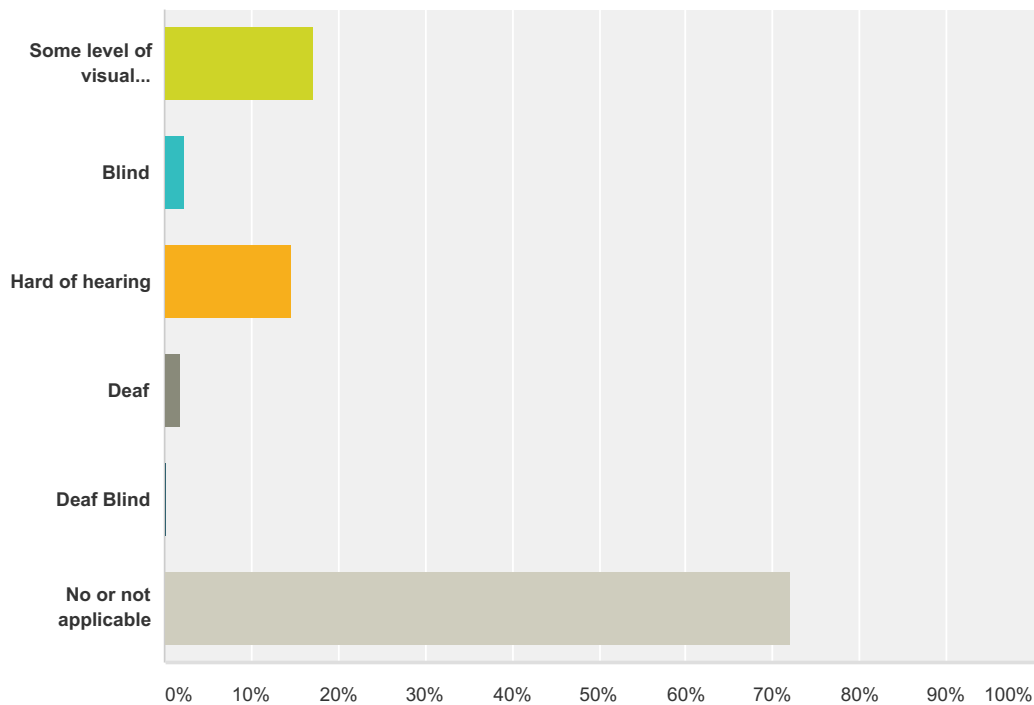
Answered: 324 Skipped: 28



Answer Choices	Responses
Walker, cane, or crutches	22.84% 74
Wheelchair (manual)	10.19% 33
Wheelchair (power)	7.41% 24
Electric scooter or other power-driven mobility device	3.70% 12
No or not applicable	65.43% 212
Total Respondents: 324	

Q6 Are you or someone you directly care for living with visual and/or hearing impairments? (check all that apply)

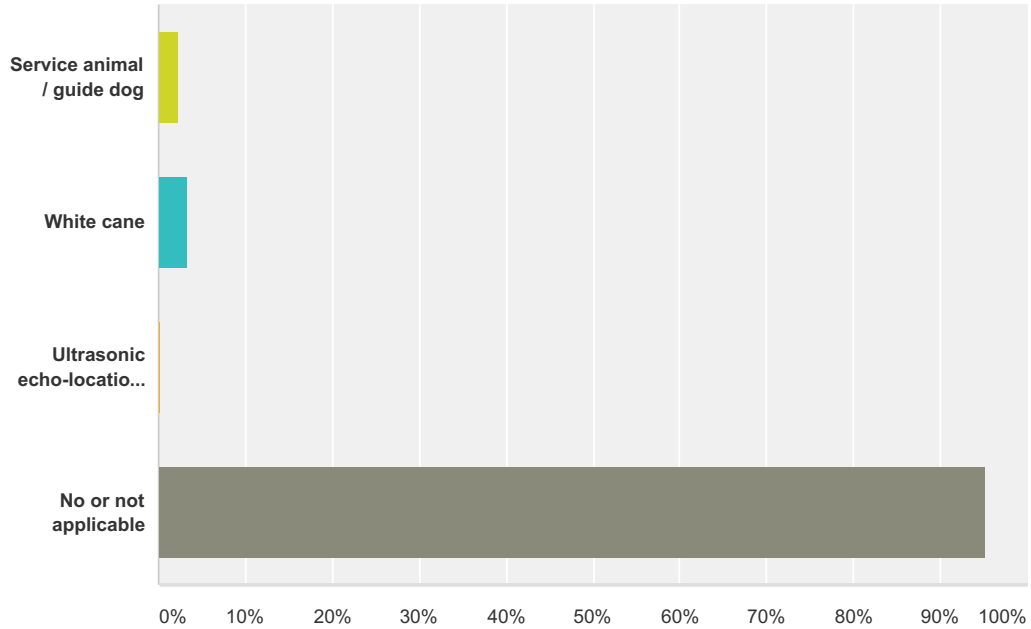
Answered: 337 Skipped: 15



Answer Choices	Responses
Some level of visual impairment	17.21% 58
Blind	2.37% 8
Hard of hearing	14.54% 49
Deaf	1.78% 6
Deaf Blind	0.30% 1
No or not applicable	72.11% 243
Total Respondents: 337	

Q7 Do you or someone you directly care for use a service animal, a white cane, or other mobility assistive tools? (check all that apply)

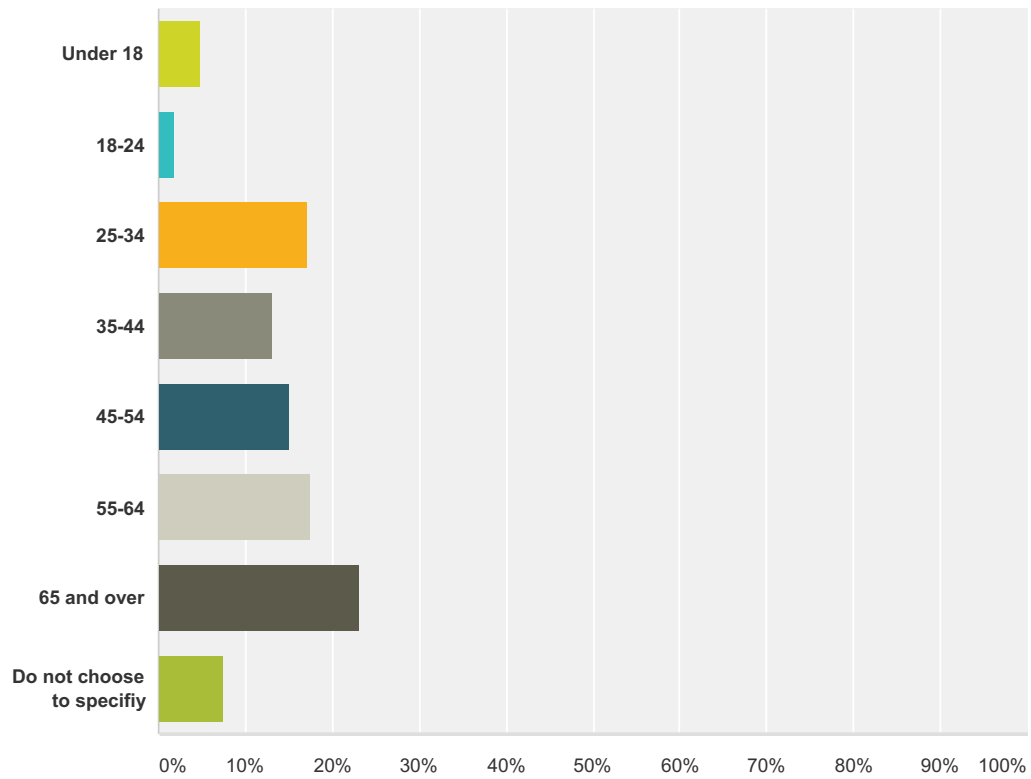
Answered: 336 Skipped: 16



Answer Choices	Responses
Service animal / guide dog	2.38% 8
White cane	3.27% 11
Ultrasonic echo-location device	0.30% 1
No or not applicable	95.24% 320
Total Respondents: 336	

Q8 What is your age range or the age range of the person that you directly care for?

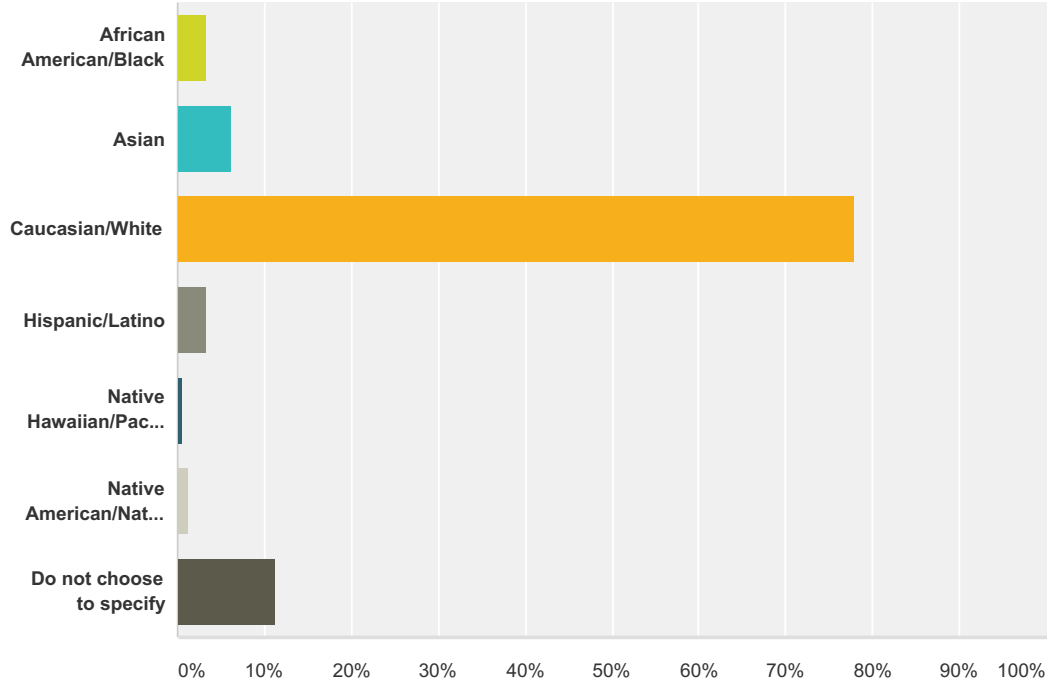
Answered: 337 Skipped: 15



Answer Choices	Responses	
Under 18	4.75%	16
18-24	1.78%	6
25-34	17.21%	58
35-44	13.06%	44
45-54	15.13%	51
55-64	17.51%	59
65 and over	23.15%	78
Do not choose to specify	7.42%	25
Total		337

Q9 How do you identify yourself or the person that you directly care for? (check all that apply)

Answered: 335 Skipped: 17

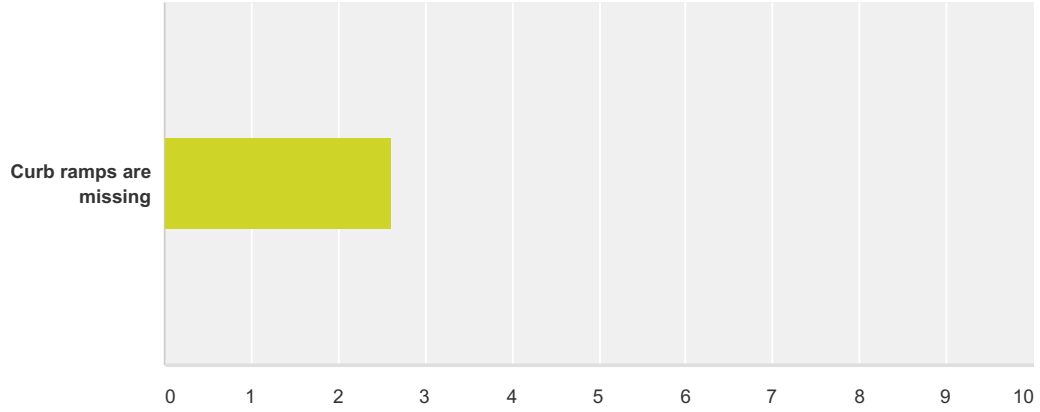


Answer Choices	Responses
African American/Black	3.28% 11
Asian	6.27% 21
Caucasian/White	77.91% 261
Hispanic/Latino	3.28% 11
Native Hawaiian/Pacific Islander	0.60% 2
Native American/Native Alaskan	1.19% 4
Do not choose to specify	11.34% 38
Total Respondents: 335	

SDOT Curb Ramp Survey

Q10 When traveling on your normal pedestrian routes (to/from school, home, work, etc.), how often do you find that curb ramps don't exist at street intersections?

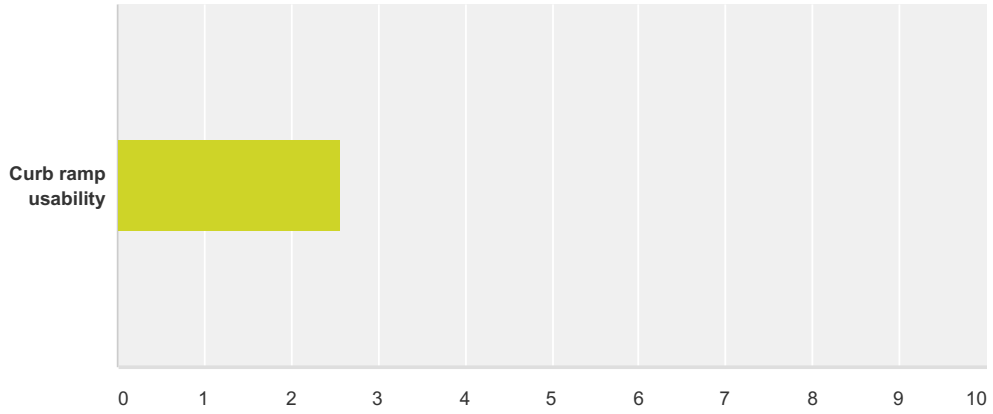
Answered: 349 Skipped: 3



	Never	Occasionally	Frequently	There are no sidewalks or curb ramps	Not applicable or don't know	Total	Weighted Average
Curb ramps are missing	3.72% 13	44.41% 155	40.69% 142	8.02% 28	3.15% 11	349	2.62

Q11 When traveling on your normal pedestrian routes, how often do you find that existing curb ramps are in poor condition or are otherwise difficult to use?

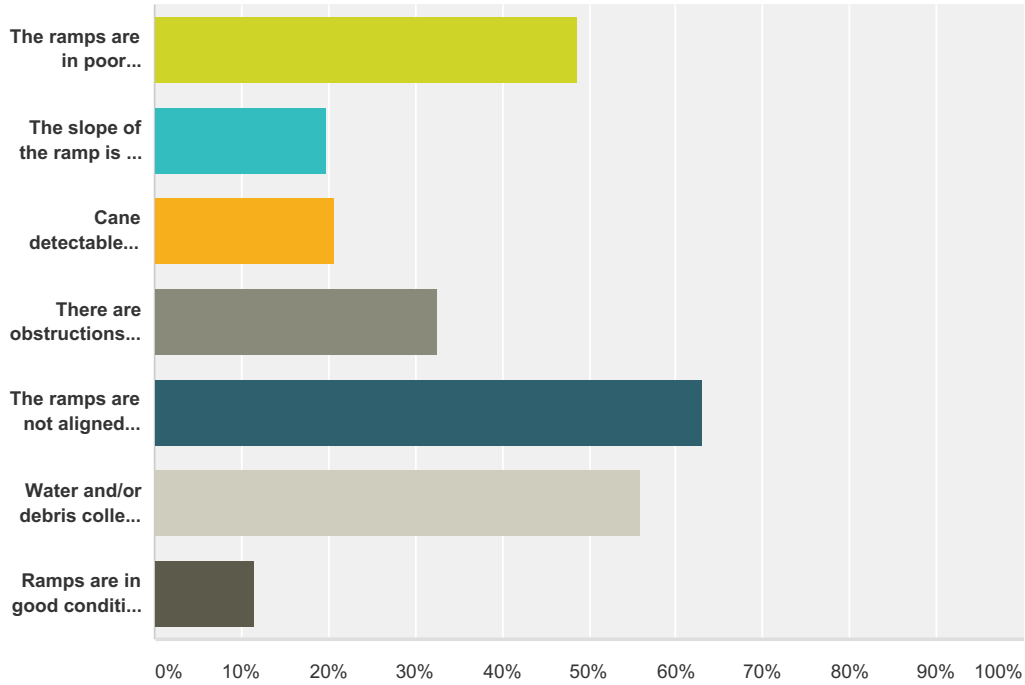
Answered: 350 Skipped: 2



	Never	Occasionally	Frequently	There are no sidewalks or curb ramps	Not applicable or don't know	Total	Weighted Average
Curb ramp usability	7.71% 27	44.29% 155	37.14% 130	5.71% 20	5.14% 18	350	2.56

**Q12 When traveling on your normal pedestrian routes, what are the features of the curb ramps that may make use difficult?
(click all that apply)**

Answered: 314 Skipped: 38

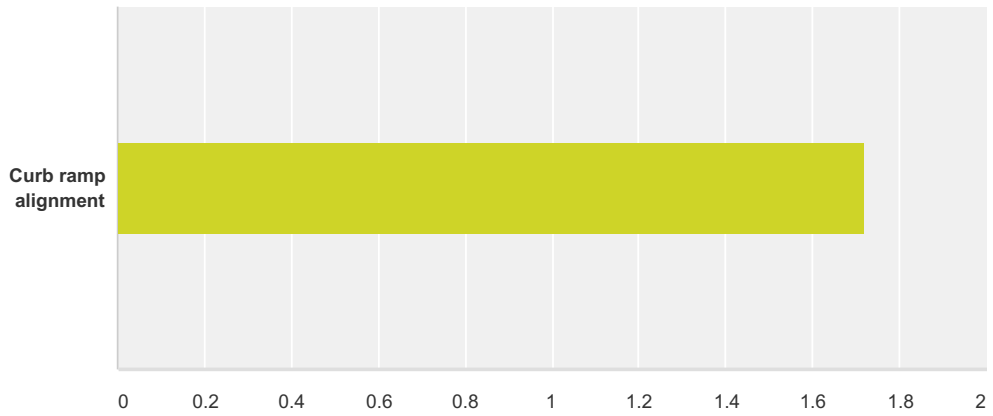


Answer Choices	Responses
The ramps are in poor physical condition (broken or cracked surfaces)	48.73% 153
The slope of the ramp is too steep	19.75% 62
Cane detectable warning surface is not provided at the bottom of the ramp	20.70% 65
There are obstructions on or near the ramp, blocking access (utility equipment, poles, vegetation, hydrants, etc.)	32.48% 102
The ramps are not aligned well with crosswalks	63.06% 198
Water and/or debris collects at the base of the ramp	56.05% 176
Ramps are in good condition or not applicable	11.46% 36
Total Respondents: 314	

SDOT Curb Ramp Survey

Q13 How important is it to you that the curb ramp aligns with the crosswalk?

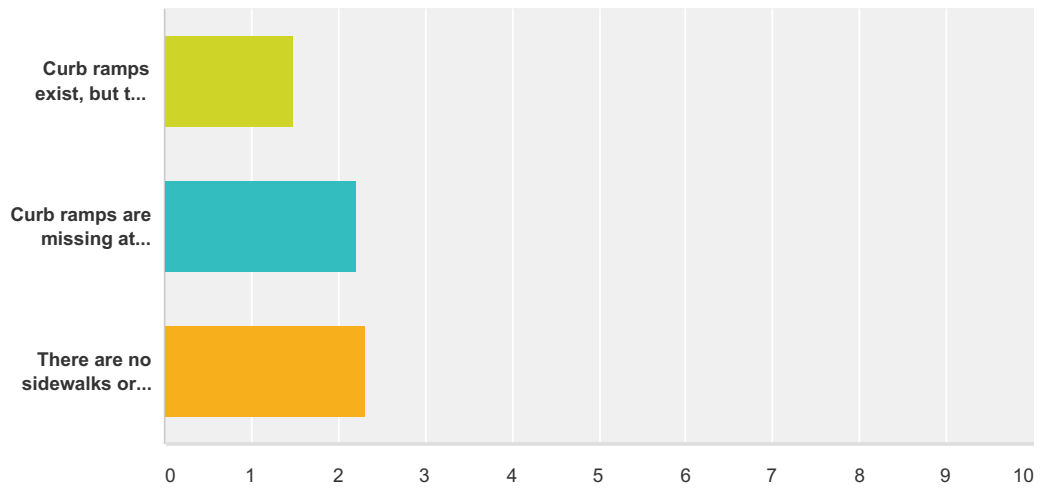
Answered: 348 Skipped: 4



	Very important	Somewhat important	Not important	Not sure or not applicable	Total	Weighted Average
Curb ramp alignment	48.85% 170	35.06% 122	11.49% 40	4.60% 16	348	1.72

Q14 Please rank the following curb ramp scenarios for improvement prioritization.

Answered: 328 Skipped: 24

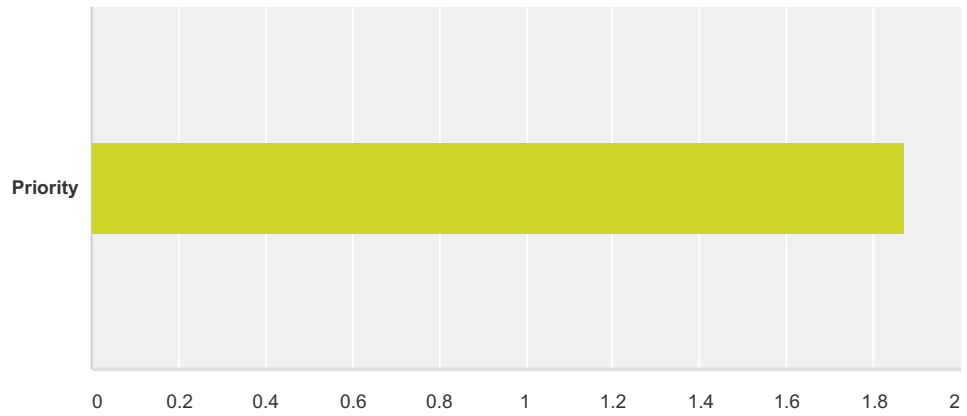


	1	2	3	Total	Score
Curb ramps exist, but they may be difficult to use	12.78% 40	22.68% 71	64.54% 202	313	1.48
Curb ramps are missing at existing sidewalks	29.90% 93	61.09% 190	9.00% 28	311	2.21
There are no sidewalks or curb ramps	57.46% 181	16.83% 53	25.71% 81	315	2.32

SDOT Curb Ramp Survey

Q15 How would you prioritize curb ramp improvements on steep residential streets?

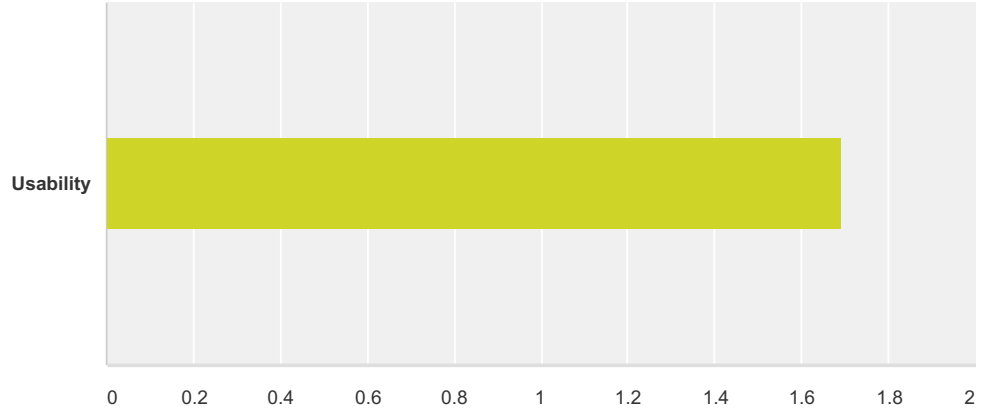
Answered: 329 Skipped: 23



	High priority	Mid priority	Low priority	No priority or not applicable	Total	Weighted Average
Priority	37.39% 123	44.68% 147	11.25% 37	6.69% 22	329	1.87

Q16 Do you feel that curb ramps built on very steep streets are beneficial and usable for pedestrians?

Answered: 331 Skipped: 21

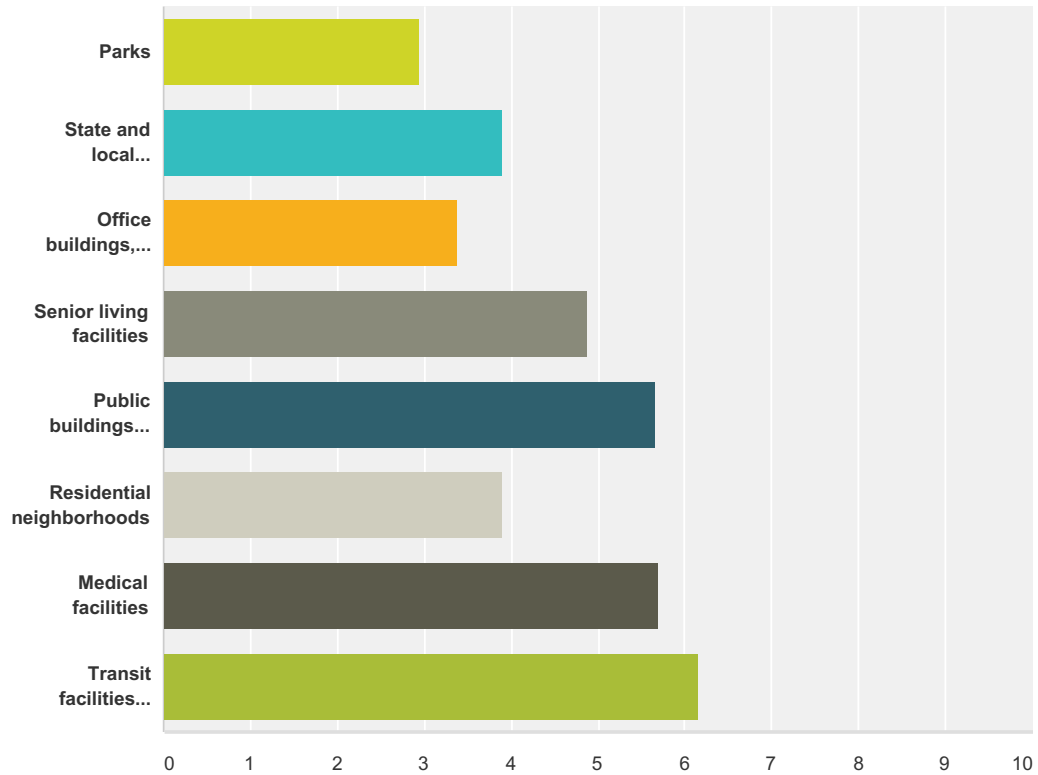


	Beneficial to all	Beneficial to some	Too steep and not usable	Total	Weighted Average
Usability	38.07% 126	54.98% 182	6.95% 23	331	1.69

SDOT Curb Ramp Survey

Q17 Please rank the facilities and locations listed below in order of priority for curb ramp and pedestrian improvements serving those facilities.

Answered: 318 Skipped: 34



	1	2	3	4	5	6	7	8	Total	Score
Parks	1.39% 4	8.36% 24	5.57% 16	7.32% 21	9.41% 27	11.50% 33	27.18% 78	29.27% 84	287	2.95
State and local government office buildings	2.50% 7	7.14% 20	11.07% 31	15.36% 43	21.07% 59	18.57% 52	13.57% 38	10.71% 30	280	3.91
Office buildings, retail, and shopping centers	2.50% 7	5.00% 14	5.71% 16	10.36% 29	18.57% 52	23.93% 67	17.50% 49	16.43% 46	280	3.39
Senior living facilities	13.94% 40	17.42% 50	14.29% 41	13.24% 38	10.10% 29	11.85% 34	8.36% 24	10.80% 31	287	4.89
Public buildings (schools, libraries, community centers, etc.)	16.49% 48	15.46% 45	23.71% 69	21.65% 63	11.68% 34	6.19% 18	4.12% 12	0.69% 2	291	5.65
Residential neighborhoods	17.39% 52	5.35% 16	7.69% 23	7.02% 21	8.36% 25	14.38% 43	16.72% 50	23.08% 69	299	3.91
Medical facilities	20.07% 58	23.88% 69	16.26% 47	13.15% 38	10.38% 30	7.61% 22	5.88% 17	2.77% 8	289	5.70
Transit facilities (including rail stations and transit hubs)	32.00% 96	20.67% 62	17.67% 53	10.33% 31	9.00% 27	4.00% 12	3.33% 10	3.00% 9	300	6.16

Q18 Where is your highest priority location for curb ramp improvements in Seattle?

Answered: 148 Skipped: 204

Q19 Where is your second highest priority location for curb ramp improvements in Seattle?

Answered: 107 Skipped: 245

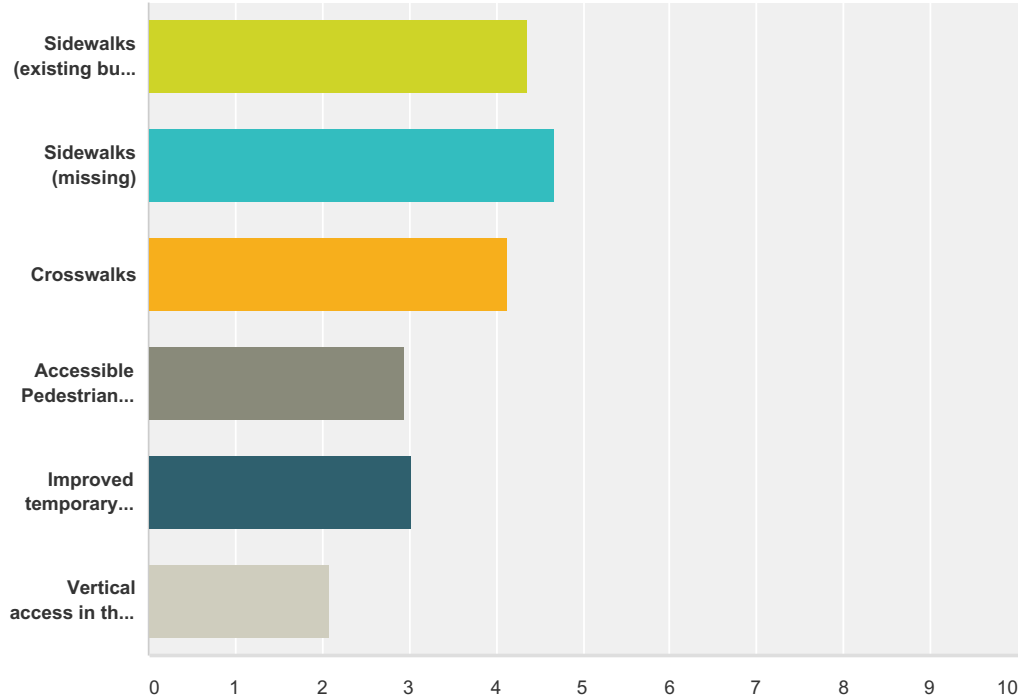
Q20 Where is your third highest priority location for curb ramp improvements in Seattle?

Answered: 76 Skipped: 276

SDOT Curb Ramp Survey

Q21 Please rank the pedestrian facilities below in order of priority for improvement consideration in the future.

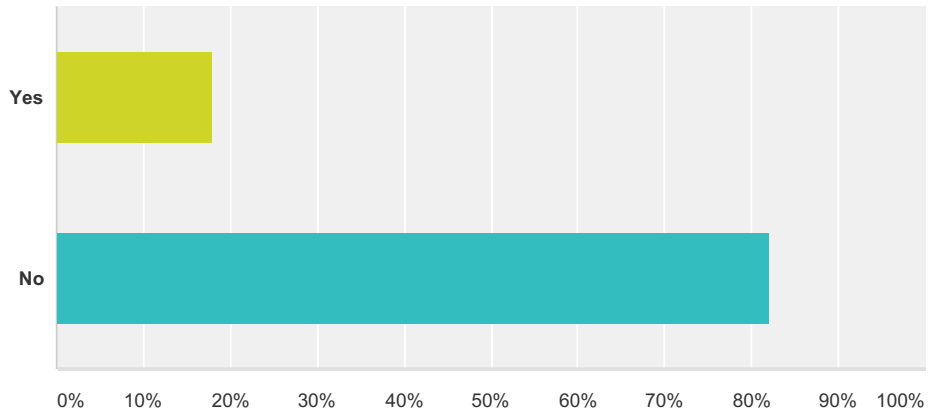
Answered: 323 Skipped: 29



	1	2	3	4	5	6	Total	Score
Sidewalks (existing but damaged)	21.17% 65	33.55% 103	20.20% 62	14.33% 44	7.82% 24	2.93% 9	307	4.37
Sidewalks (missing)	45.07% 137	19.08% 58	14.80% 45	6.25% 19	8.55% 26	6.25% 19	304	4.67
Crosswalks	15.44% 46	24.83% 74	32.55% 97	15.77% 47	8.39% 25	3.02% 9	298	4.14
Accessible Pedestrian Signals (APS)	5.44% 16	8.16% 24	14.29% 42	34.01% 100	24.49% 72	13.61% 40	294	2.95
Improved temporary access around construction zones	11.07% 33	10.07% 30	13.42% 40	18.12% 54	29.87% 89	17.45% 52	298	3.02
Vertical access in the downtown area (via elevators, etc.)	5.69% 17	6.02% 18	6.02% 18	9.70% 29	18.73% 56	53.85% 161	299	2.09

Q22 Are you aware that you can request curb ramps and accessible pedestrian signals on the SDOT website or by contacting the City of Seattle Customer Service Bureau?

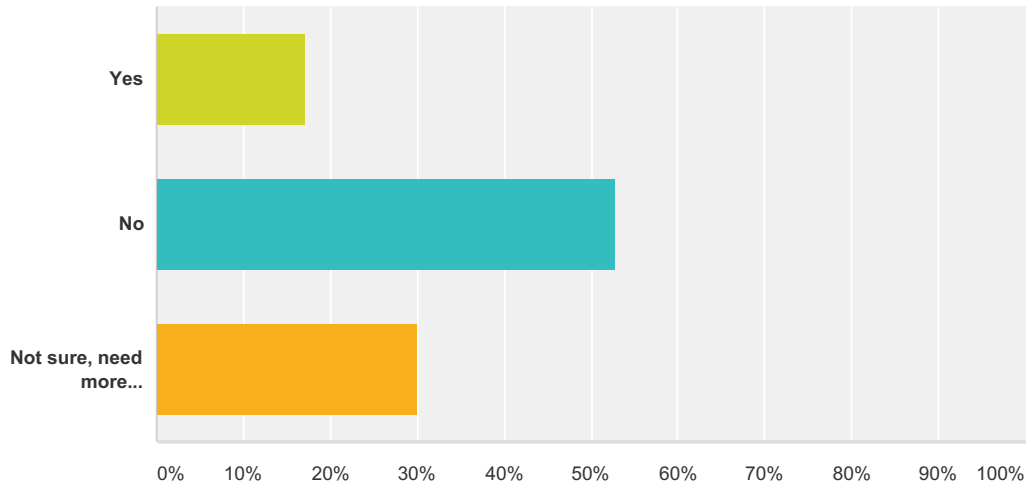
Answered: 340 Skipped: 12



Answer Choices	Responses
Yes	17.94% 61
No	82.06% 279
Total	340

Q23 Are you interested in participating in an ongoing pedestrian access advisory committee to discuss pedestrian access concerns in the public right-of-way?

Answered: 333 Skipped: 19

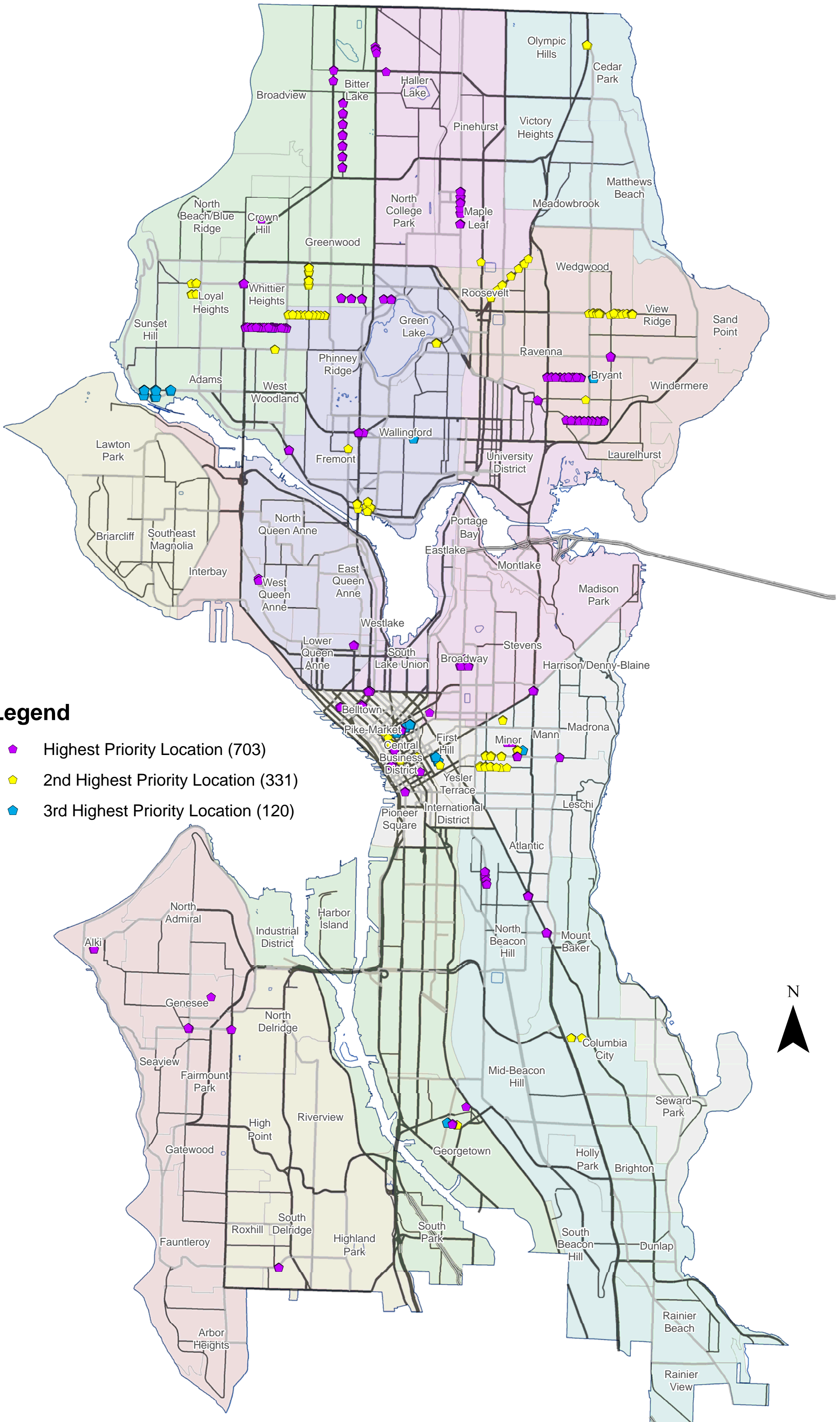


Answer Choices	Responses	
Yes	17.12%	57
No	52.85%	176
Not sure, need more information	30.03%	100
Total		333

Q24 If you are interested in becoming a part of a pedestrian access advisory committee, please provide your contact information below. Your information will be kept strictly confidential.

Answered: 114 Skipped: 238

Answer Choices	Responses	
Name	100.00%	114
Email	98.25%	112
Phone	80.70%	92



Legend

- ◆ Highest Priority Location (703)
- ◆ 2nd Highest Priority Location (331)
- ◆ 3rd Highest Priority Location (120)

