



City of Seattle

Dear Day Care Provider,





The Seattle Fire Department values your care with preschoolers and encourages you to prepare in case of a fire emergency in your daycare.

We are committed to providing important fire safety resources and to you and the families you serve.

Please use the enclosed **FAMILY FIRE SAFETY CHECKLIST** to conduct a self-assessment to see how fire safe you are at home.

The **PARENT DOWNLOAD** handout lists several online fire safety videos, safety lessons and activities for preschoolers, as well as multilingual videos for adults.

Resources and Contacts:

<ul style="list-style-type: none">• Safety resources can be found on the Seattle Fire website: https://www.seattle.gov/fire/safety-and-community/childrens-programs	
<ul style="list-style-type: none">• New fire and life safety videos in multiple languages available here: https://www.seattle.gov/fire/safety-and-community/fire-and-life-safety-education	
<ul style="list-style-type: none">• To request a visit to your preschool facility or a tour at a fire station, please fill out our form here: https://seattle.gov/fire/safety-and-community/station-tours-firefighter-visits-and-community-events	
<ul style="list-style-type: none">• Disaster preparedness materials, visit the Seattle Office of Emergency's website: www.seattle.gov/emergency-management/prepare/childcare-provider.	
<ul style="list-style-type: none">• For questions and concerns related to our <u>Preschool Safety Program</u>, please contact the Seattle Fire Department Public Affairs Office: fireinfo@seattle.gov or 206-386-1338	
<ul style="list-style-type: none">• For questions and concerns related to <u>fire safety in your building</u>, please contact the Seattle Fire Marshal's Office at 206-386-1450	

Very truly yours,

Seattle Fire Department, Public Affairs Division

Resources for Caregivers & Educators




The Seattle Fire Department has compiled a collection of free activities and videos for parents and caregivers. These materials include fun videos and age-appropriate activities to help teach children how to stay safe and be ready in case a fire should happen in their home.

[Seattle Fire Dept's Children's Resources](#)



[National Fire Protection Association - Sparky's Schoolhouse](#)



[Seattle Fire Dept. Station Tours Playlist](#)



[Spanish - A Peek Inside the Fire Station](#)



[Learn about the Seattle Fire Department](#)



HOME FIRE SAFETY

HOME FIRE SAFETY CHECKLIST



seattle.gov/fire
fireinfo@seattle.gov
(206) 386-1400

Heating

- Baseboard heaters are at least 12 inches from furniture, curtains, and items that can burn
- Chimneys and heating systems are inspected, cleaned and repaired each year
- Portable heaters are at least three-feet from bedding and furniture, plugged directly into the wall, and turned off when you leave the room or go to bed
- Every fireplace is equipped with a sturdy metal screen

Electrical

- Avoid using extension cords and opt for a power strip with a surge protector
- Extension cords are only used temporarily, are not tacked to walls, run under rugs or through doorways
- Small appliances, like a toaster or coffee maker, are unplugged when not in use

Housekeeping

- Matches and lighters are kept out of the reach of children in a secure place
- Paint, varnish, and other flammables are stored in sturdy metal containers and in a cool place
- Ashes from fireplaces and barbecues are only disposed of in metal containers
- Keep candles and incense at least 12 inches from anything that can burn
- Never leave a burning candle or incense unattended

Kitchen

- Cooking is never left unattended and the stove is clear of items that can catch fire
- In the event of a pan fire, slide a pan lid or cookie sheet over the pan, turn off the stove and leave it until the fire is out and the pan has cooled. Never use water on a grease fire!
- The oven is never used to heat the home

Smoke and Carbon Monoxide (CO) Alarms

- Smoke alarms are installed on a ceiling or high on the wall inside every bedroom, outside each sleeping area and on every level of the home
- CO alarms are installed outside of sleeping rooms and on every level of the home
- Test alarms monthly and change batteries annually
- Smoke alarms should be replaced every 10 years and CO alarms should be replaced every 7 years
- If the smoke or CO alarm sounds, get out and call 911

Escape Planning

- Create a visual escape plan showing two ways out of every room in your home, especially bedrooms
- Practice escape plan and by drilling at least annually
- Ensure windows used for escaping can be opened easily and keep escape routes clear
- House numbers are clearly visible from the street

Lithium Ion Batteries

- Only use the charging cable that came with the device and purchase batteries that are only listed by a nationally recognized testing laboratory
- Stop using the battery if it is damaged, overheated, changed in shape, leaking or making odd noises
- Do not dispose of batteries in the trash and contact Seattle Public Utilities for guidance on proper disposal
- E-bikes, e-scooters, and electric vehicles, should be charged outdoors

Items that you did not mark may put you at a higher risk from fire.

(over)

HOME FIRE ESCAPE PLAN

Have a Plan

Make a plan for every room and every member in the household and mark two ways out of every room and include windows for 1-3 story homes.

Security Bars

Ensure security bars on windows have quick-release devices. Bars need to open easily and quickly from the inside by everyone in the household. Make sure to practice!

Have a Meeting Place

Pick a safe meeting place outside, well away from the building. Do a head count at the meeting place to make sure everyone is out.

Call 911




Call 911 as soon as you are outside safely.

Stay Out

Once you are outside, stay outside.

TIPS FOR A SAFE ESCAPE

- If you see smoke, try another way out. If you can not avoid the smoke, crawl under it to your exit.
- Do not stop or go back for anything. Possessions can be replaced, but people can not.
- Remember fire spreads quickly! Get out fast and stay out then call 911 as quickly as possible.



SMOKE ALARMS SAVE LIVES

Count your smoke alarms

The Seattle Fire Department recommends you install at least one smoke alarm on every level of your home, including one in every bedroom.

Test your smoke alarms

Press the test button on smoke alarms each month to make certain they are still working.

Vacuum your smoke alarms

Clean smoke alarms each month of dust and cobwebs to keep them working properly.

Change batteries

Change smoke alarm batteries at least once a year, or as soon as the alarm "chirps" warning that the battery is low. Long-life batteries do not need to be changed yearly.

Replace your alarm(s)

Replace smoke alarms every ten years.

Know the sound

Make sure everyone in the home can hear and recognize the sound of the smoke alarm and knows how to react immediately. Strobe alarms are available for those who are deaf or hard of hearing.

Free smoke alarms are available for qualified home owners. Scan the code → **visit <https://bit.ly/3Rzwlxy>, or call (206) 386-1400**



FIRE ESCAPE PRACTICE

Before you drill...

Choose a safe meeting place located safely away from your house/building and out of the way of the arriving fire department.

Discuss your escape plan with the entire household and include children and pets in escape drills.

1. Start a drill with everyone in their sleeping area pretending to be asleep.
2. Sound the smoke alarm. Make sure children recognize the sound of the smoke alarm.
3. Practice using your main escape routes first.
4. Go quickly and calmly outside and to the meeting place.
5. Everyone arrives at the family meeting place in under two minutes.
6. Someone pretends to go call 911 for help and knows what information to give the 911 dispatcher.

Fire Extinguishers

A properly operated fire extinguisher can stop a small fire and keep it from growing. An ABC, multipurpose dry chemical extinguisher is the recommended type.

Before using a fire extinguisher, be sure you:





- know how to use it
- know how to tell if the fire is safe to fight
- have called 911
- have alerted others to evacuate
- can quickly exit if needed

Name: _____

Date: _____

MATCH THE SHAPES

Connect the pictures to their matching shape.











Name: _____




Matching for Color Worksheet

Match the fire department images with the correct colors

Name: _____

Who am I?






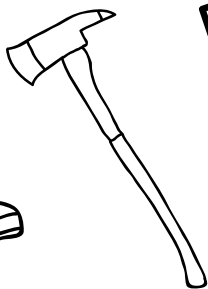
I am a Firefighter.

I put out fires.

I help people.

I drive a fire truck.

Directions: Color all the items I might use.



CREATE A **KID-SAFE** ZONE



At least three-feet (one-meter)