

Seattle

Ethics

And

Elections

Commission



**2005 Year-End
Election Report**

ABOUT THE SEATTLE ETHICS AND ELECTIONS COMMISSION

The Commission is a seven-member, citizen body that interprets, administers and enforces the Seattle Elections Code, Code of Ethics, Election Pamphlet Code and Whistleblower Protection Code. Three members are appointed by the Mayor (confirmed by the City Council), three are appointed by the City Council and the seventh is appointed by the other six and confirmed by the City Council. The members serve three year terms.

Commissioners:

Bruce Heller, <i>Chair</i>	Council appointee thru December 2006
Mel Kang, <i>Vice Chair</i>	Mayoral appointee thru December 2005
Paul Dayton	Commission appointee thru December 2006
Gregg Hirakawa	Mayoral appointee thru December 2006
Robert Mahon	Council appointee thru December 2007
Nancy Miller	Council appointee thru December 2007
Michele Radosevich	Mayoral appointee thru December 2005

Contacting the Commission

Mailing Address:

PO Box 94729
Seattle, WA
98124-4729

Phone: (206) 684-8500

Fax #: (206) 684-8590

Web: www.seattle.gov/ethics/

Physical Address:

700 Fifth Avenue, Suite 4010
Seattle, WA 98104

Commission Staff:

Wayne Barnett, Executive Director
Tel: 684-8577
E-mail: wayne.barnett@seattle.gov

Harley Anders, Investigator
Tel: 684-8578
E-mail: harley.anders@seattle.gov

Robert B. DeWeese, IT Professional
Tel: 684-8579
E-mail: bob.deweese@seattle.gov

Nancy Frunz, Administrative Staff Assistant
Tel: 684-8576
E-mail: nancy.frunz@seattle.gov

Mardie Holden, Training & Education
Tel: 684-0595
E-mail: mardie.holden@seattle.gov

Polly Grow, Campaign Finance Auditor
Tel: 615-1248
E-mail: polly.grow@seattle.gov



City of Seattle

Ethics & Elections Commission
Wayne Barnett, Executive Director

MESSAGE FROM THE EXECUTIVE DIRECTOR

The Elections Code requires the Commission, every other December, to publish a summary of all contributions received and expenditures made in connection with the November City elections. This report satisfies that Elections Code requirement.

This report, which can also be found on our web site at www.seattle.gov/elections, was compiled from the campaign finance disclosure reports that candidates and ballot issue committees were required to file. The data presented here is taken from all reports filed from May 1, 2002 through December 12, 2005 for the offices and issues that were on the ballot in the primary and general elections held in 2005. (Since the 2005 campaigns are not required to file final reports until May 10, 2006, we will issue a 2005 Final Election Report in June 2006.) The report also includes data for two ballot issue committees that elected not to place measures on the 2005 ballot, and one candidate who opted not to stand for election.

All campaign finance reports are available on the Internet as soon as they are filed with the Commission. If you'd like to know who is contributing to the candidates expected to be on the ballot in 2007, you can view reports and summary data at <http://www.ci.seattle.wa.us/elections>. You don't have to wait for the 2007 year-end report to get this information.

We hope this report assists you in understanding and participating in City government. If you'd like more information, please call us at (206) 684-8500, e-mail us at ethicsandelections@seattle.gov, or visit our office in Suite 4010 of the Seattle Municipal Tower at 700 Fifth Avenue.

Sincerely,
Wayne Barnett
Executive Director

Report prepared by:
Nancy Frunz
Administrative Staff Assistant

Data compiled by:
Robert B. DeWeese
IT Professional

TABLE OF CONTENTS

ABOUT THE SEATTLE ETHICS AND ELECTIONS COMMISSION	2
MESSAGE from the Executive Director	2
TABLE OF CONTENTS	3
I. INTRODUCTION.....	1
II. 2005 CITY OFFICE AND BALLOT ISSUE VOTE RETURNS	2
A. Primary Election Vote Returns, September 20, 2005	2
B. General Election Vote Returns, November 8, 2005	2
III. 2005 CITY OFFICE AND BALLOT ISSUE CAMPAIGN CONTRIBUTIONS.....	3
A. Total Contributions for Candidates and Committees on Ballot	3
B. Candidates and Ballot Issues Not on Ballot.....	4
C. Size Of Contributions	12
D. Size of Contributions by Number of Contributors.....	17
E. Geographic Distribution Of Contributors	19
F. Type Of Contributors.....	24
IV. 2005 CITY OFFICE And Ballot Issue CAMPAIGN EXPENDITURES.....	30
A. Total Expenditures	30
B. Expenditures of Candidates and Ballot Issue Committees Not on the Ballot.....	30
C. Types Of Expenditures	33
V. YEAR TO YEAR TRENDS.....	38
A. Total Contributions Received.....	38
B. Average Contribution To Campaigns and Number of Contributors.....	39
VI. LISTS	42
A. Top 20 Contributors to all Candidates	42
B. Top 20 Employers of Contributors	44
C. Contributors of \$500 Or More To 2005 City Candidate Committees	45

I. INTRODUCTION

The information in this report was compiled from the disclosure filings of each candidate and ballot issue committee. The data found here covers all disclosed activity from May 1, 2002 through December 12, 2005.

This report does not contain graphs for candidates who raised or spent less than \$1,000.

Throughout this report, candidates' names may be followed by an "I" (incumbent) and/or an "E" (elected). City elections are non-partisan; therefore, party affiliation is not reported. The following is a list of 2005 City Primary election and General election candidates and ballot issues. Candidates who competed in the General election are in bold.

City of Seattle Mayor
Al Runte Christal Olivia Wood Chris Hoepfner Jeanne E. Dixon Luke Williams Greg Nickels E, I Richard Lee

City of Seattle City Attorney
Thomas A. Carr E, I

City of Seattle Council- Position 2
Darlene Madenwald Richard Conlin E, I Paige Miller

City of Seattle Council- Position 4
Angel Bolanos Linda Averill Jan Drago E, I Casey Corr

City of Seattle Council- Position 6
Nick Licata E, I Paul A. Bascomb

City of Seattle Council- Position 8
Dwight Pelz Richard J McIver E, I Robert Rosencrantz

General

City Of Seattle Advisory Measure No. 1 Health Care
 (Pro) Seattle Health Care For All

Passed

II. 2005 CITY OFFICE AND BALLOT ISSUE VOTE RETURNS

Compiled from reports by King County Records and Elections www.metrokc.gov/elections

A. Primary Election Vote Returns, September 20, 2005

www.metrokc.gov/elections/2005sep/resPage13.htm

Ballots Cast / Registered Voters: 105,015 / 348,876 30.10%

City of Seattle Mayor		
Total Votes Cast	95,247	
Al Runte	20949	21.99%
Christal Olivia Wood	5865	6.16%
Chris Hoepfner	1638	1.72%
Jeanne E. Dixon	4534	4.76%
Luke Williams	3035	3.19%
Greg Nickels (E/I)	54449	57.17%
Richard Lee	3788	3.98%
Write-in	989	1.04%

City of Seattle Council - Position 4		
Total Votes Cast	92,869	
Angel Bolanos	13339	14.36%
Linda Averill	16584	17.86%
Jan Drago (E/I)	39684	42.73%
Casey Corr	23019	24.79%
Write-in	243	0.26%

City of Seattle Council - Position 2		
Total Votes Cast	92,947	
Darlene Madenwald	12821	13.79%
Richard Conlin (E/I)	46240	49.75%
Paige Miller	33598	36.15%
Write-in	288	0.31%

City of Seattle Council - Position 8		
Total Votes Cast	92,399	
Dwight Pelz	30492	33.00%
Richard J McIver (E/I)	35944	38.90%
Robert Rosencrantz	25684	27.80%
Write-in	279	0.30%

B. General Election Vote Returns, November 8, 2005

www.metrokc.gov/elections/2005Nov/results.htm

Ballots Cast / Registered Voters: 194,061 / 349,835 55.47%

City Of Seattle Mayor		
Total Votes Cast	179,672	
Greg Nickels E, I	115257	64.15%
Al Runte	62591	34.84%
Write-in	1824	1.02%

City Of Seattle City Attorney		
Total Votes Cast	116,322	
Thomas Carr E, I	114197	98.17%
Write-in	2125	1.83%

City Of Seattle Council - Position 2		
Total Votes Cast	160,348	
Richard Conlin E, I	97202	60.62%
Paige Miller	62639	39.06%
Write-in	507	0.32%

City Of Seattle Council - Position 4		
Total Votes Cast	161,242	
Jan Drago E, I	102247	63.41%
Casey Corr	58339	36.18%
Write-in	656	0.41%

City Of Seattle Council - Position 6		
Total Votes Cast	156,422	
Nick Licata E, I	121511	77.68%
Paul A. Bascomb	34392	21.99%
Write-in	519	0.33%

City Of Seattle Council - Position 8		
Total Votes Cast	154,964	
Richard McIver E, I	82652	53.34%
Dwight Pelz	71718	46.28%
Write-in	594	0.38%

Advisory Measure No.1 Health Care		
Total Votes Cast	175,735	
YES	122129	69.50%
NO	53606	30.50%

III. 2005 CITY OFFICE AND BALLOT ISSUE CAMPAIGN CONTRIBUTIONS

A. Total Contributions for Candidates and Committees on Ballot

Table 1 below lists the total amount of contributions received by each candidate committee from four categories: 1) contributions from the candidate; 2) miscellaneous receipts such as proceeds from t-shirt sales or transfers from a previous committee for the same office; 3) uncoded receipts that are small contributions of \$25 or less and are not itemized by campaigns; and 4) contributions from individuals and groups. This chart also reports the number of contributors, other than the candidate, to each campaign and the average contribution amount made by those contributors.

Because the City Attorney's race and the Ballot Issues did not have statistically significant amounts or numbers of contributors, we have generally not included them in the narrative portion of the report. Where appropriate, their charts are included.

	Total Contributions	Candidate	Misc.	Uncoded	Individuals & Groups		
					Amount	No.	Average
City of Seattle Mayor							
Al Runte	18,980.04	5,747.47	0	1,652.57	11,580.00	95	140.78
Christal Wood	4,667.08	1,691.68	6.00	1,143.85	1,825.55	46	66.00
Chris Hoeppe	1,748.00	no data available →					
Jeanne Dixon	0	0	0		0	0	0.00
Luke Williams	0	0	0		0	0	0.00
Greg Nickels	534,262.61	0	19,051.60	43,359.08	462,990.19	2482	204.03
Richard Lee	0	0	0		0	0	0.00
All Committees	\$ 559,657.73	\$ 7,439.15	\$19,057.60	\$46,155.50	\$ 476,395.74	2623	\$199.39

	Total Contributions	Candidate	Misc.	Uncoded	Individuals & Groups		
					Amount	No.	Average
City of Seattle City Attorney							
Thomas Carr	\$ 5,607.78	\$ -	\$ 125.64	\$ 250.00	\$ 4,550.00	23	\$214.09

	Total Contributions	Candidate	Misc.	Uncoded	Individuals & Groups		
					Amount	No.	Average
City of Seattle Council- Position 2							
Darlene Madenwald	75,866.56	22,832.56	0	6,698.00	46,336.00	350	151.34
Richard Conlin	269,939.16	0	0	40,454.57	225,639.24	1936	136.74
Paige Miller	236,817.49	6,354.11	45.79	12,763.00	217,654.59	1010	228.14
All Committees	\$ 582,623.21	\$29,186.67	\$45.79	\$ 59,915.57	\$ 489,629.83	3296	\$166.30

	Total Contributions	Candidate	Misc.	Uncoded	Individuals & Groups		
					Amount	No.	Average
City of Seattle Council- Position 4							
Angel Bolanos	8,144.17	50.00	0	3,809.75	4,284.42	120	67.45
Linda Averill	20,482.75	500.00	4,4.00	18,238.75	1,700.00	247	80.75
Jan Drago	253,576.77	0	713.88	13,504.74	223,890.02	1050	226.07
Casey Corr	231,993.07	207.53	0.25	22,505.54	209,089.75	1306	177.34
All Committees	\$ 514,196.76	\$ 757.53	\$758.13	\$58,058.78	\$438,964.19	2723	\$182.53

	Total Contributions	Candidate	Misc.	Uncoded	Individuals & Groups		
					Amount	No.	Average
City of Seattle Council- Position 6							
Nick Licata	103,000.83	0	99.01	21,485.74	79,200.47	1031	97.66
Paul Bascomb	7,467.89	0	0	871.88	6,596.01	31	143.63
All Committees	\$ 110,703.72	\$ -	\$ 99.01	\$22,357.62	\$ 85,796.48	1083	\$ 99.86

	Total Contributions	Candidate	Misc.	Uncoded	Individuals & Groups		
					Amount	No.	Average
City of Seattle Council- Position 8							
Dwight Pelz	232,563.38	18,217.66	44.00	17,016.40	197,285.32	1052	203.71
Richard McIver	214,627.27	5,250.00	71.83	20,021.16	183,483.96	1173	173.52
Robert Rosencrantz	165,673.62	41,746.63	2,902.34	12,814.65	108,210.00	696	173.89
All Committees	\$ 612,164.27	\$65,214.29	\$3,018.17	\$ 49,852.21	\$488,979.28	2921	\$184.48

	Total Contributions	Candidate	Misc.	Uncoded	Individuals & Groups		
					Amount	No.	Average
Ballot Issues							
Health Care for All (YES)	1,475.12					3	491.67

Table 1

B. Candidates and Ballot Issues Not on Ballot

Table 2 shows total contributions to committees for candidates who did not appear on the 2005 election ballot, as well as committees promoting or opposing ballot issues that did not appear on the 2005 ballots.

	Total Contributions	Candidate	Misc.	Uncoded	Individuals & Groups		
					Amount	No.	Average
Committees who did not appear on the Ballot							
Mike Thompson (City Council)	\$ 8,784.09	\$ 2,447.83	\$ 6,211.26	\$ 125.00	0	5	\$ 31.25
Citizens for Proportional Representation	\$ 1,771.58	0	0	\$ 11.49	\$ 500.00	2	\$ 255.50
Ready 4 Rescue	\$ 134,423.90	\$ -	\$ 20.00	\$ -	\$ 134,403.90	1	\$ 134,404.00

Table 2

Table 3 shows total contribution receipts for each candidate category. This table includes data from candidates who did not appear on the 2005 ballot.

	Total Receipts	Candidate	Misc.	Uncoded	Individuals & Groups		
					Amount	No.	Average
Mayoral	557,909.73	7,439.15	19,057.60	46,155.50	476,395.74	2,623	199.39
City Attorney	5,607.78	-	125.64	250.00	4,674.00	23	214.09
City Council	1,828,747.05	97,606.32	10,132.36	190,309.18	1,503,369.78	10041	155.02

Table 3

Figures 1 through 18 below depict the information in **Tables 1 through 3**. The Total Contributions graphs include contributions from candidates to their own campaigns, whereas graphs of Number of Contributors and graphs of Average Contribution Size do not include candidate contributions.

Total Contributions All Categories

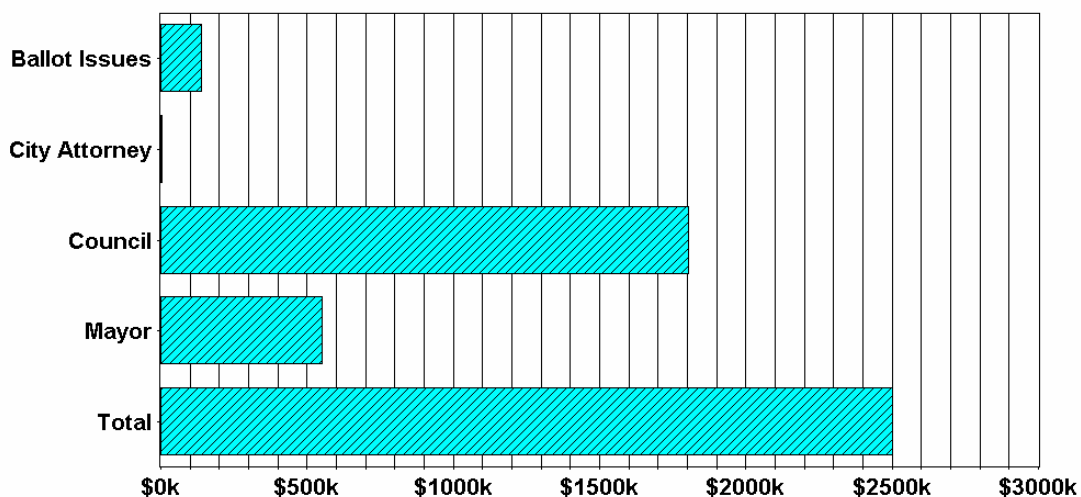


Figure 1

Number of Contributors All Categories

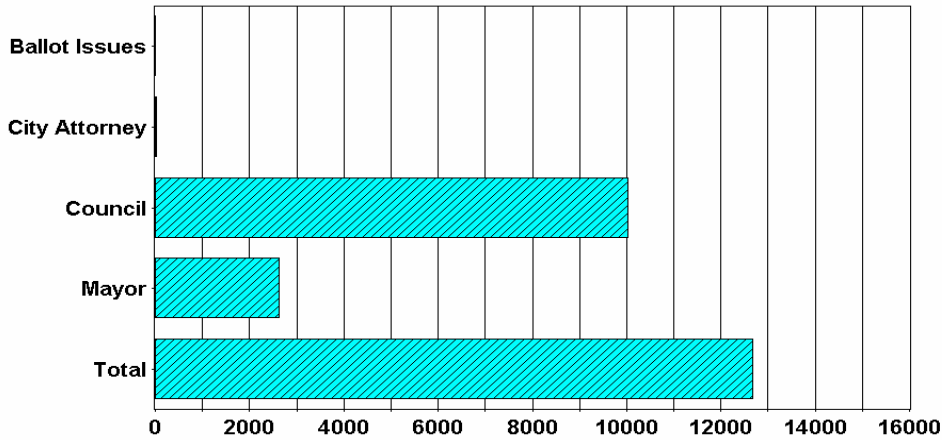
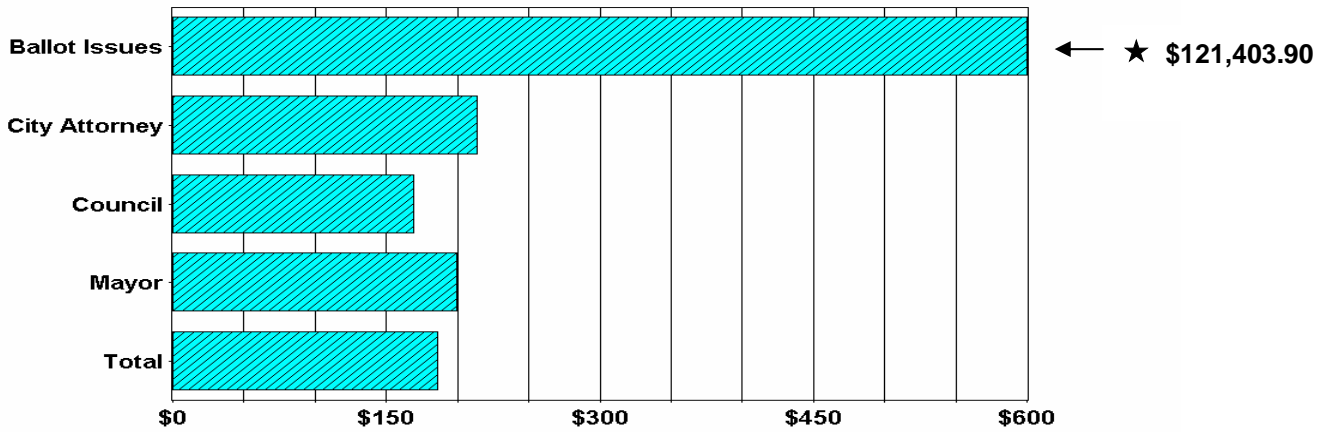


Figure 2

Average Contribution Size All Categories



* The Seattle Fire Fighters Union Voluntary PAC contributed a total of \$121,403.90 to the Ready for Rescue campaign.

Figure 3

Total Contributions All Contests

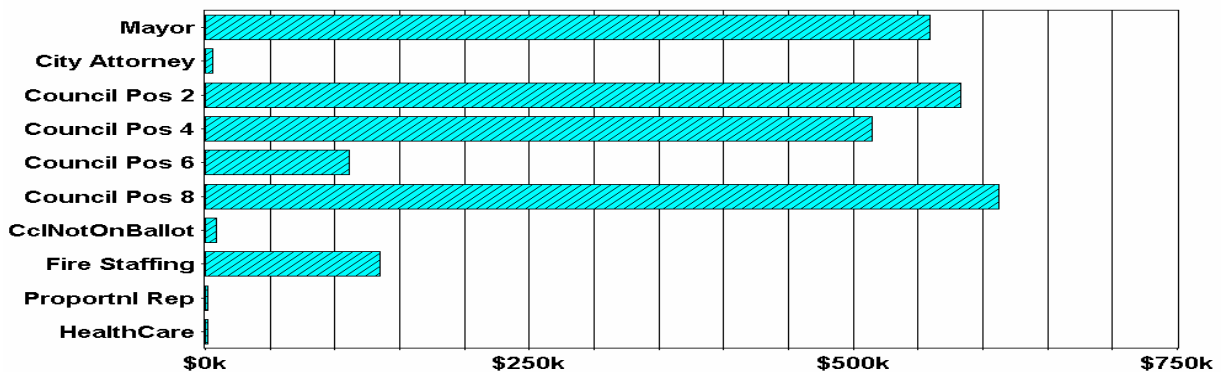


Figure 4

Number of Contributors All Contests

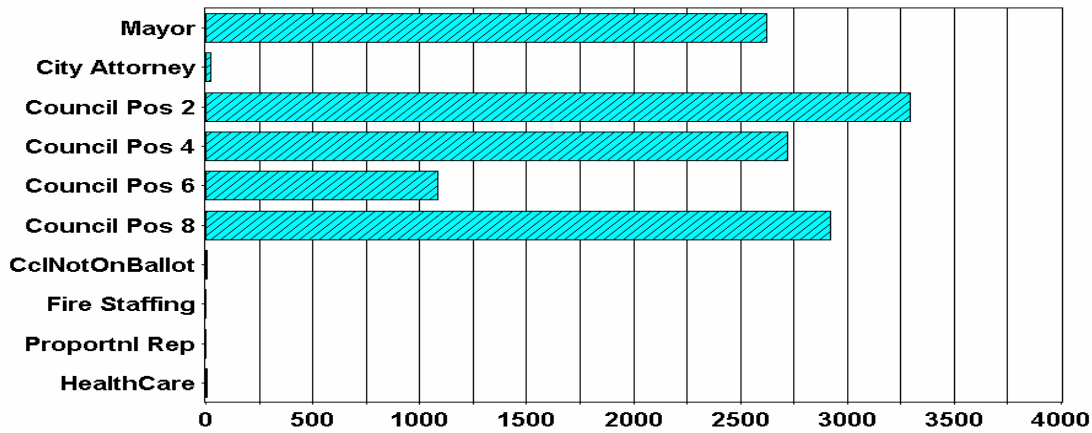
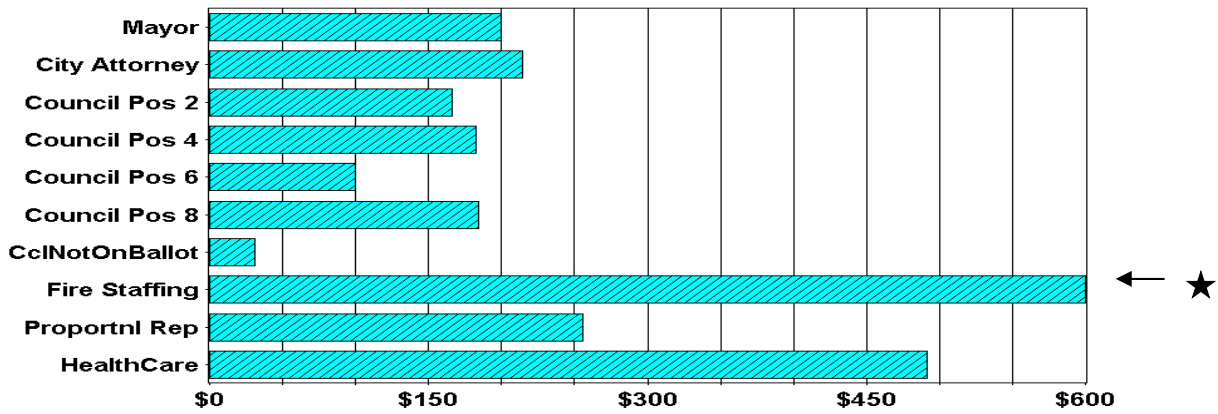


Figure 5

Average Contribution Size All Contests



★The Seattle Fire Fighters Union Voluntary PAC contributed a total of \$121,403.90 to the Ready for Rescue campaign.

Figure 6

Total Contributions All Mayoral Campaigns

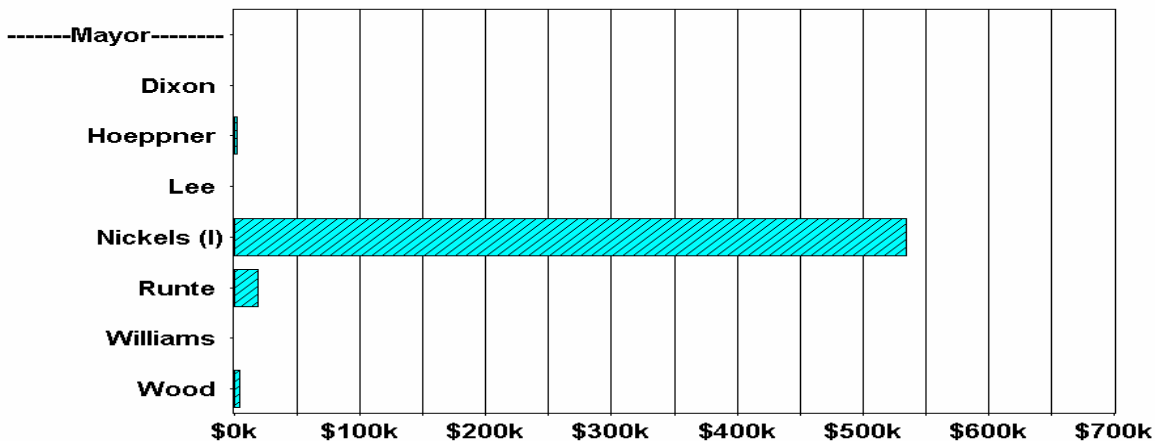


Figure 7

Number of Contributors Mayoral Campaigns

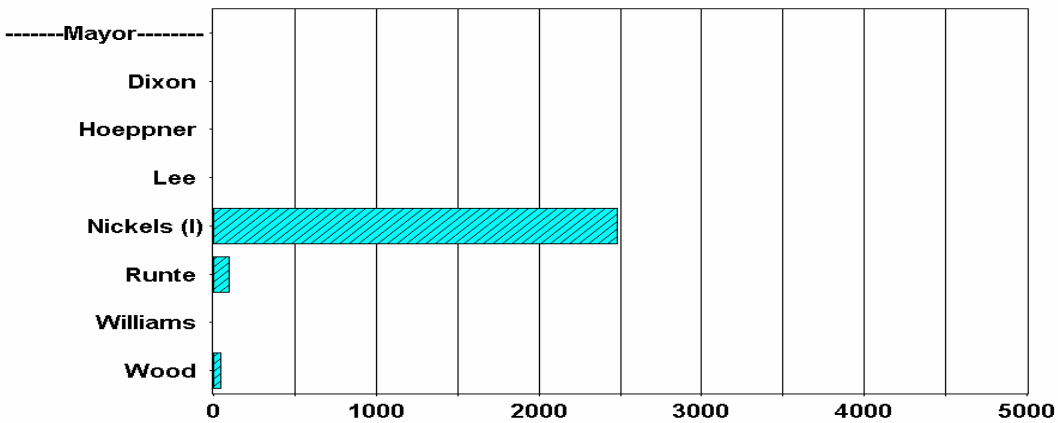


Figure 8

Average Contribution Size Mayoral Campaigns

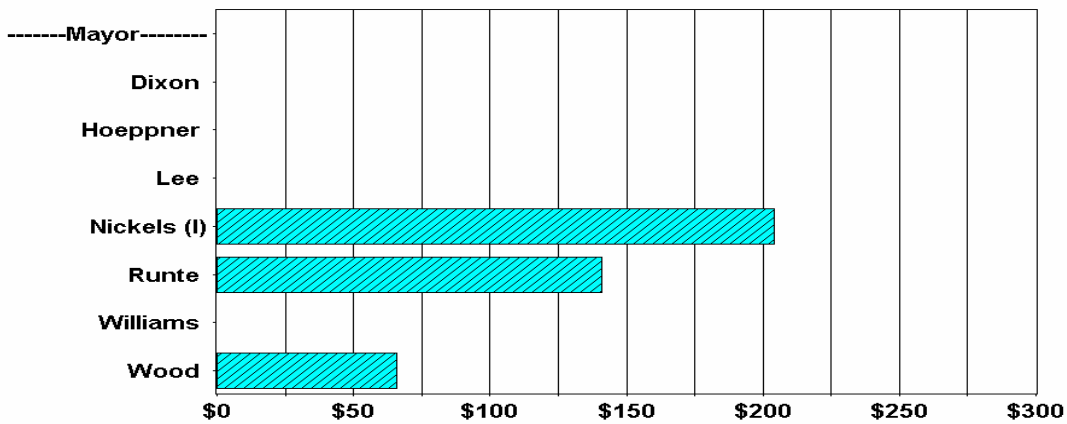


Figure 9

Total Contributions All City Attorney Campaigns

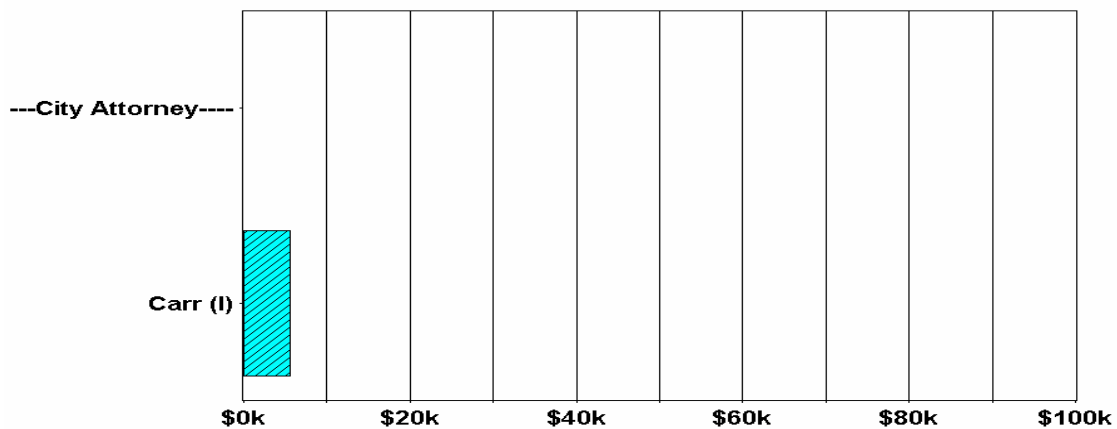


Figure 10

Number of Contributors City Attorney Campaigns

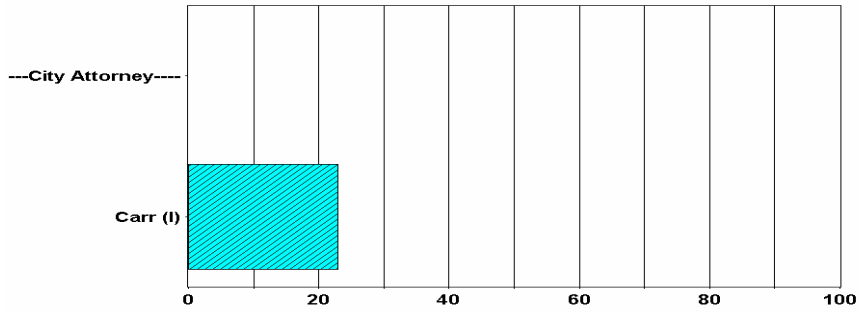


Figure 11

Average Contribution Size City Attorney Campaigns

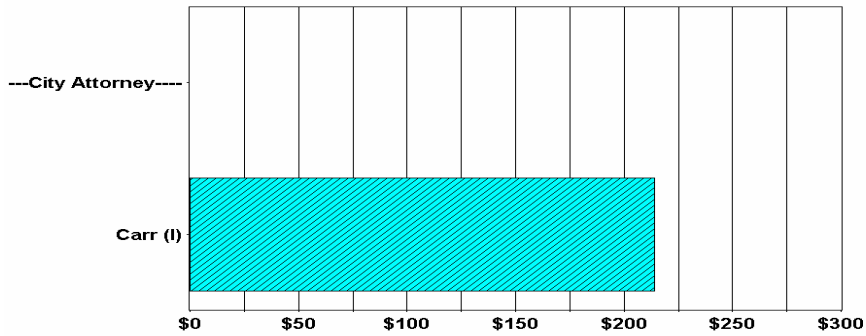


Figure 12

Total Contributions All Council Campaigns

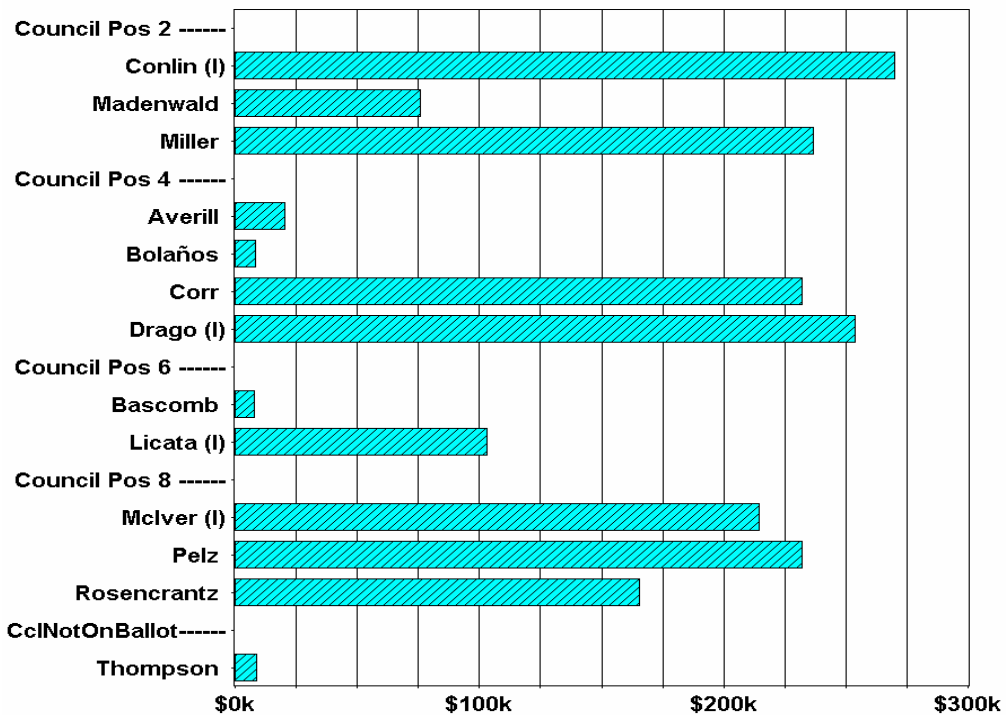


Figure 13

Number of Contributors Council Campaigns

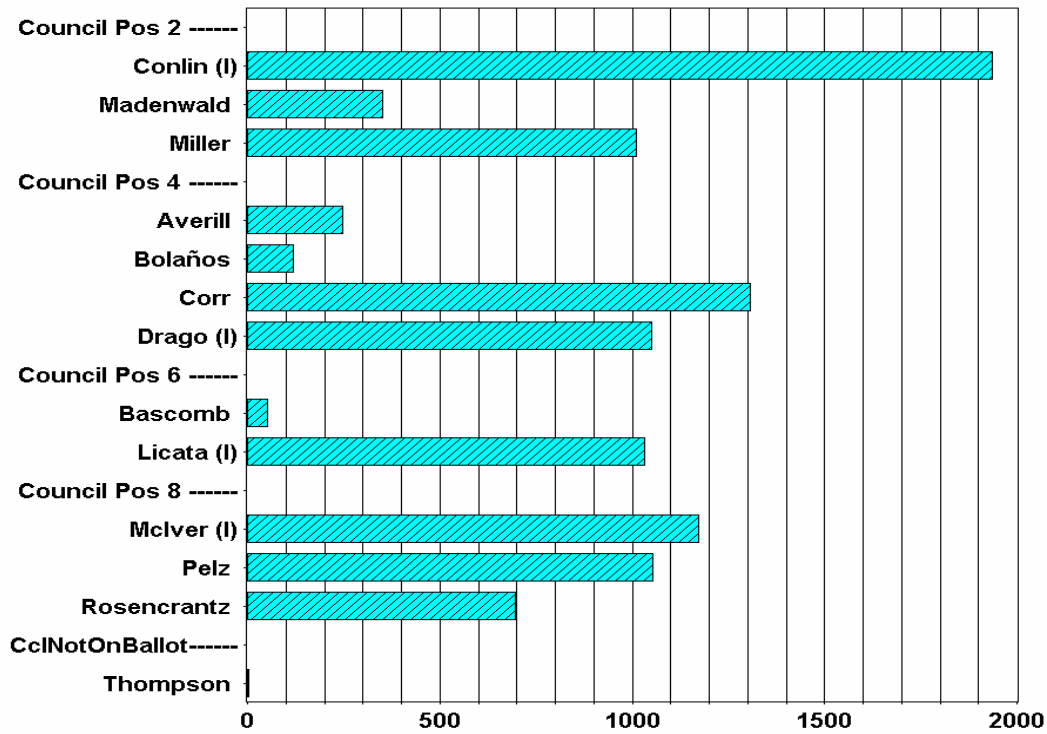


Figure 14

Average Contribution Size Council Campaigns

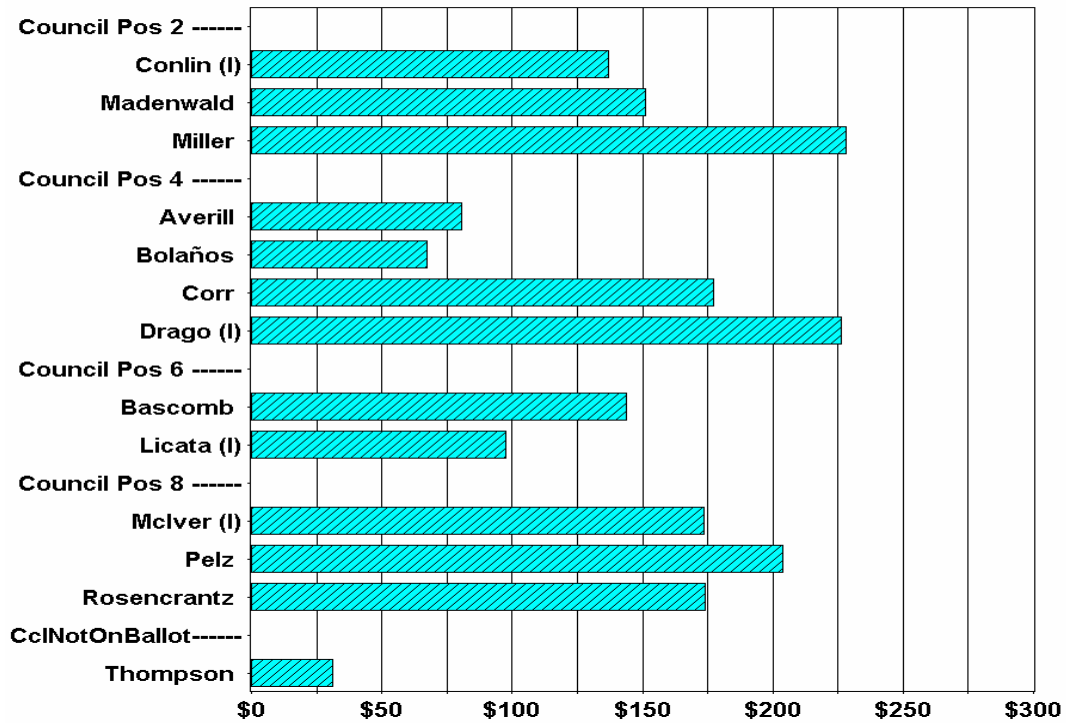


Figure 15

Total Contributions All Ballot Issue Campaigns

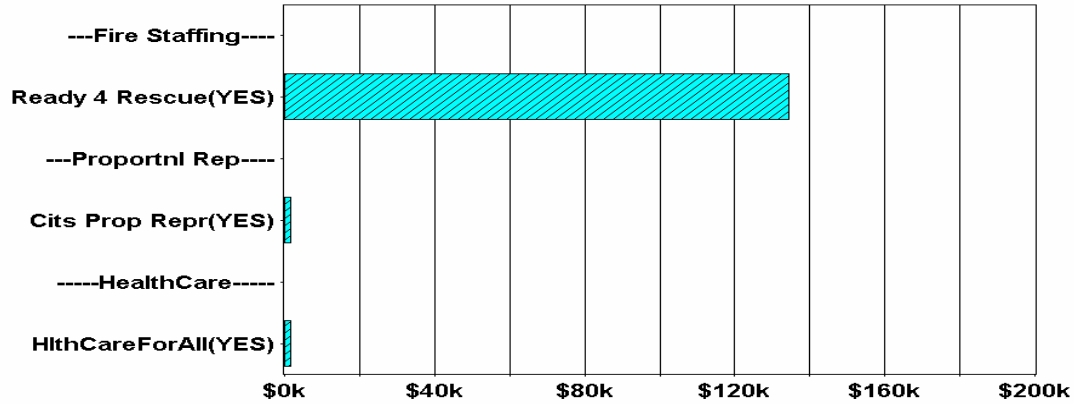


Figure 16

Number of Contributors Ballot Issue Campaigns

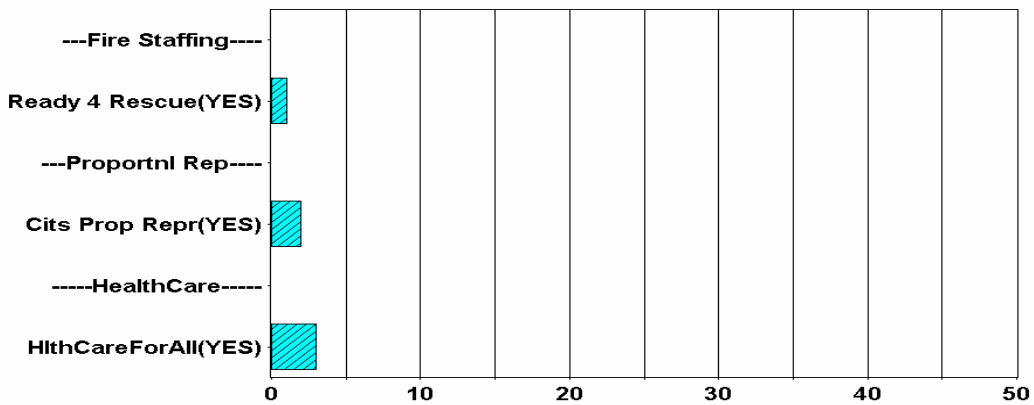
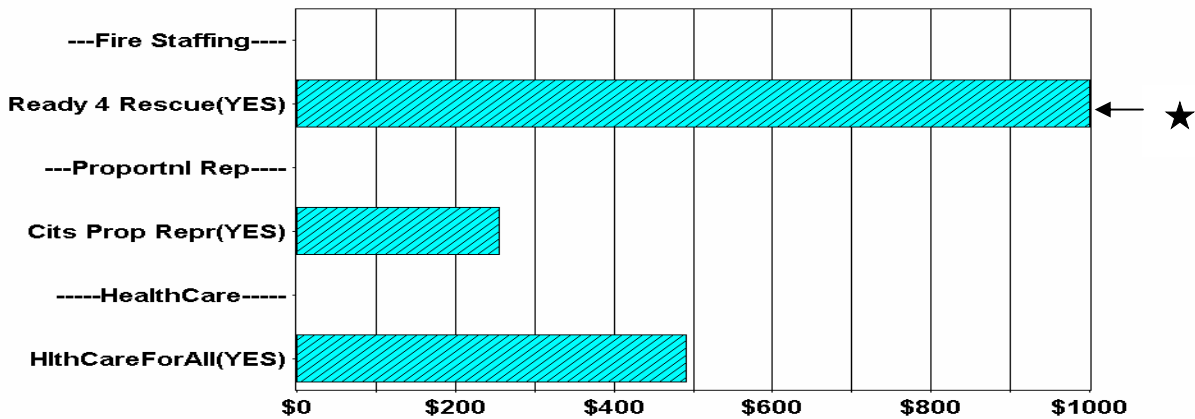


Figure 17

Average Contribution Size Ballot Issue Campaigns



★ The Seattle Fire Fighters Union Voluntary PAC contributed a total of \$121,403.90 to the Ready for Rescue campaign.

Figure 18

C. Size Of Contributions

The following charts show the size of in-kind and monetary contributions campaigns received. These charts include candidate contributions to their own campaigns, transfers from a previous campaign, anonymous contributions, loans, and miscellaneous receipts such as receipts from campaigns low-cost fundraisers and bank interest. All of these categories are broken out separately on the charts. Loans from candidates to their own committees are categorized as candidate contributions, until repaid.

The contribution limit for candidate campaigns is \$650 per contributor, per election cycle, to each candidate. In the Mayoral races, 43% of contributions were between \$600 and \$650. Approximately 10% of contributions to Mayoral candidates were less than \$100. For City Council candidates, the largest percentage of contributions, 37%, were between \$100 and \$399. Only 31% of contributions were in excess of \$600. One tenth of the contributions to City Council races were in amounts less than \$100. In 2001, 18% of contributions to City Council races were in amounts less than \$100. See **Figures 20 and 22**.

In 2001, 12 Mayoral candidates raised \$1.7 million, while 15 candidates for four City Council seats raised \$622,362. In 2005, seven Mayoral candidates raised a total of \$557,910, while 12 City Council candidates tripled the amount raised in the 2001 election to \$1.8 million.

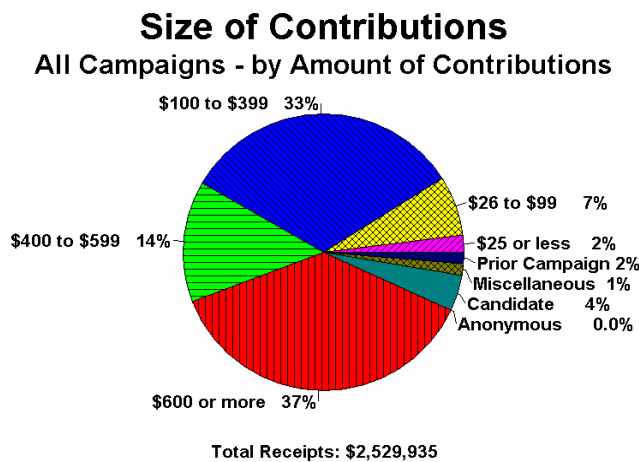


Figure 19

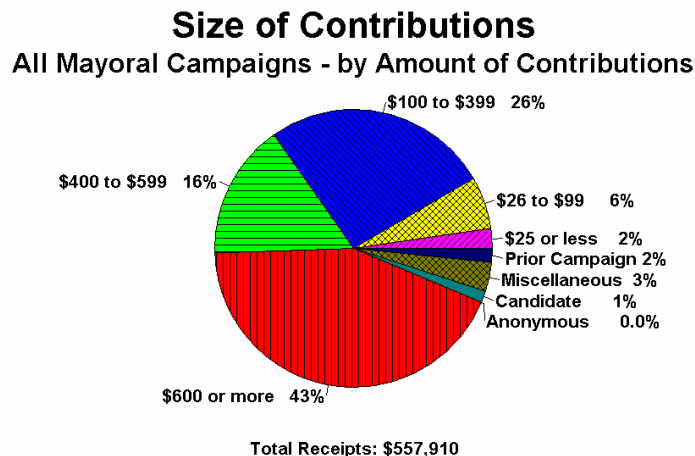


Figure 20

Size of Contributions
All City Attorney Campaigns - by Amount of Contributions

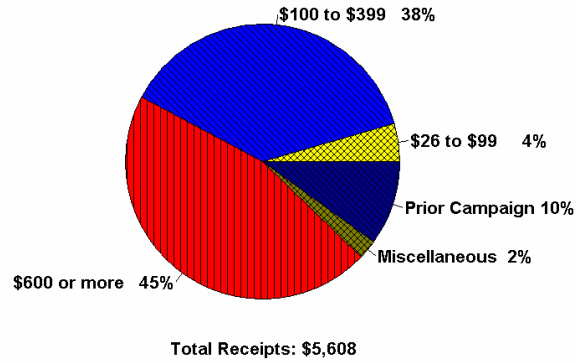


Figure 21

Size of Contributions
All Council Campaigns - by Amount of Contributions

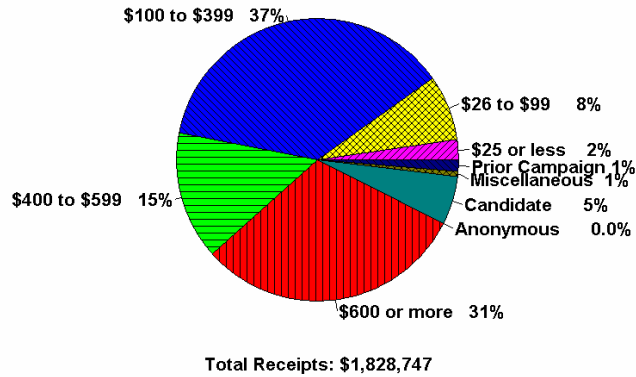


Figure 22

Size of Contributions
All Ballot Issue Campaigns - by Amount of Contributions

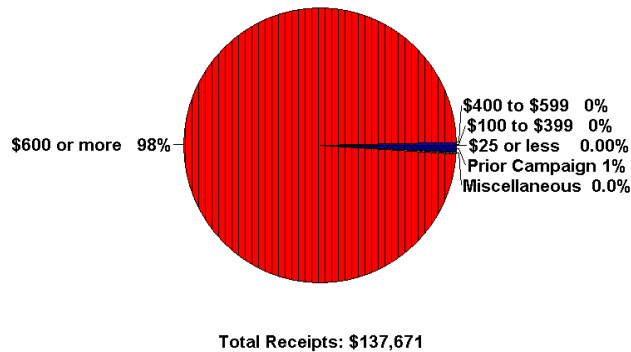
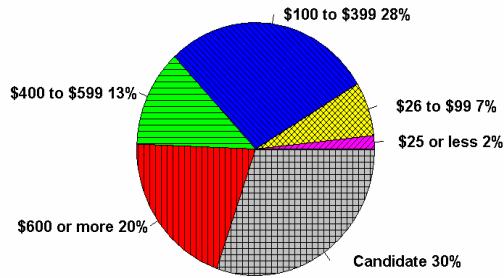


Figure 23

Candidates for Mayor

Al Runte

Size of Contributions - by Amount of Contributions

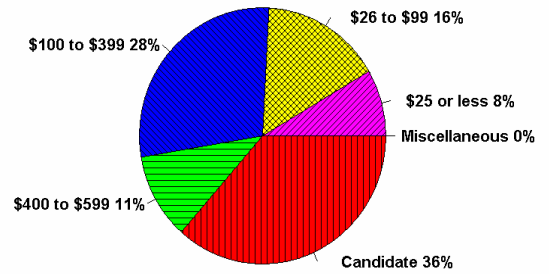


Total Receipts: \$18,980

Figure 24

Christal Wood

Size of Contributions - by Amount of Contributions

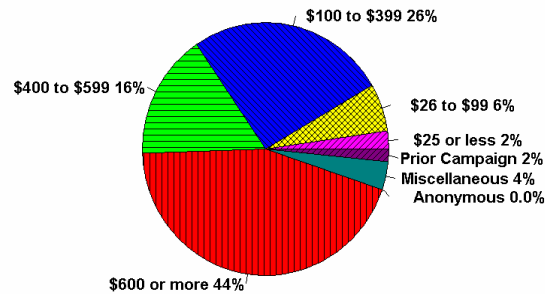


Total Receipts: \$4,667

Figure 25

Greg Nickels (I)

Size of Contributions - by Amount of Contributions



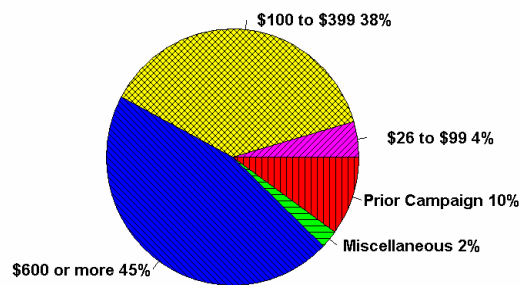
Total Receipts: \$534,263

Figure 26

Candidates for City Attorney

Tom Carr (I)

Size of Contributions - by Amount of Contributions

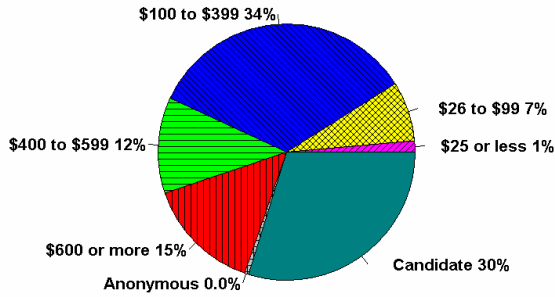


Total Receipts: \$5,608

Figure 27

Candidates for City Council Position 2

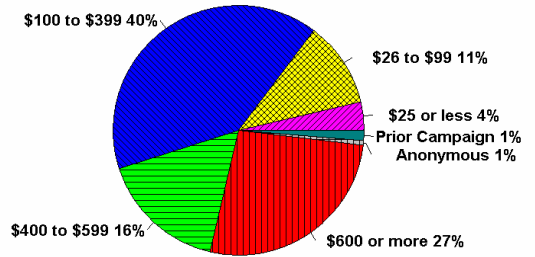
Darlene Madenwald
Size of Contributions - by Amount of Contributions



Total Receipts: \$75,867

Figure 28

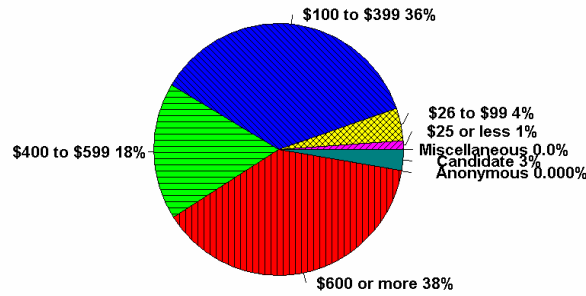
Richard Conlin (I)
Size of Contributions - by Amount of Contributions



Total Receipts: \$269,939

Figure 29

Paige Miller
Size of Contributions - by Amount of Contributions

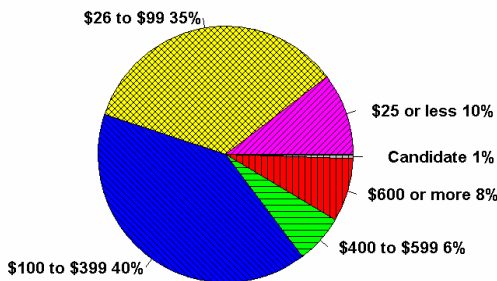


Total Receipts: \$236,817

Figure 30

Candidates for City Council Position 4

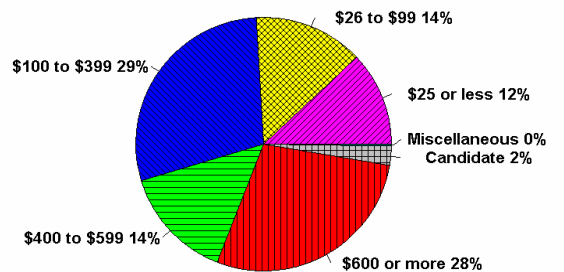
Ángel Bolaños
Size of Contributions - by Amount of Contributions



Total Receipts: \$8,144

Figure 31

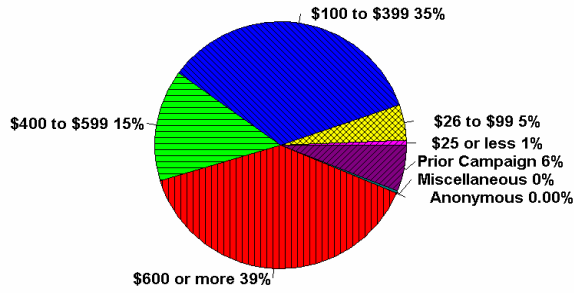
Linda Averill
Size of Contributions - by Amount of Contributions



Total Receipts: \$20,483

Figure 32

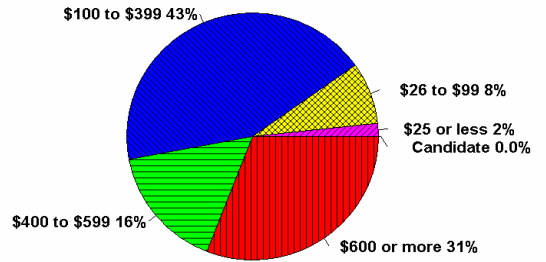
Jan Drago (I)
Size of Contributions - by Amount of Contributions



Total Receipts: \$253,577

Figure 33

Casey Corr
Size of Contributions - by Amount of Contributions

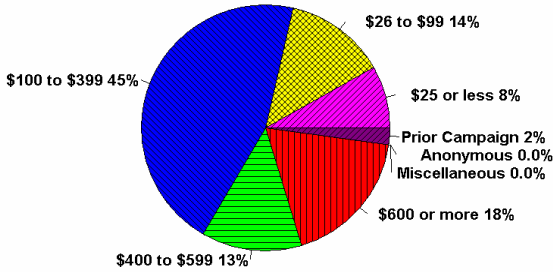


Total Receipts: \$231,803

Figure 34

Candidates for City Council Position 6

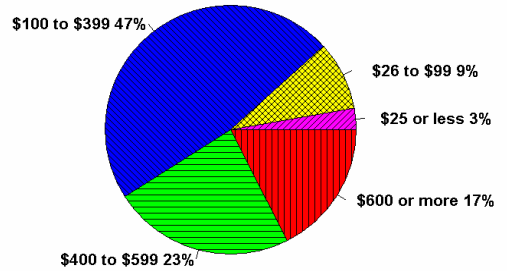
Nick Licata (I)
Size of Contributions - by Amount of Contributions



Total Receipts: \$103,001

Figure 35

Paul Bascomb
Size of Contributions - by Amount of Contributions

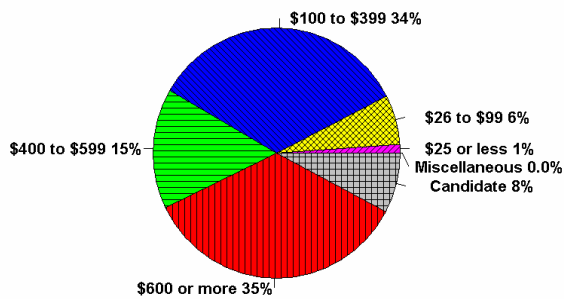


Total Receipts: \$7,468

Figure 36

Candidates for City Council Position 8

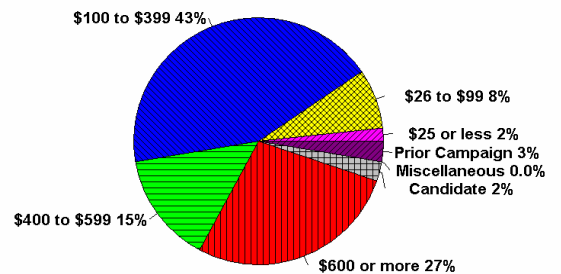
Dwight Pelz
Size of Contributions - by Amount of Contributions



Total Receipts: \$232,563

Figure 37

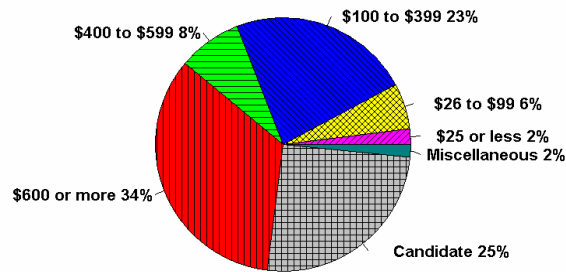
Richard McIver (I)
Size of Contributions - by Amount of Contributions



Total Receipts: \$214,627

Figure 38

Robert Rosencrantz
Size of Contributions - by Amount of Contributions



Total Receipts: \$165,674

Figure 39

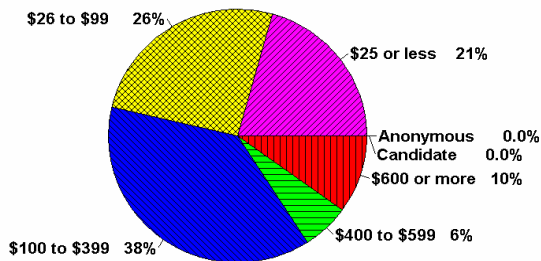
D. Size of Contributions by Number of Contributors

The following charts show the number of contributors in each dollar range. See **Figures 40 through 44**.

Ten percent of all the contributions to Mayoral, City Attorney and City Council races were in amounts of \$600 or more. This has not changed significantly since the contribution limit increased to \$650 in 2002. In 2001, 11% of contributors gave at the \$600 level, and in 2003 the number fell to 8%. However the total number of contributors has dropped from 15,000 in 2001 to just 12,693 in 2005.

Fourteen percent of the 2,623 contributors to Mayoral races, or 367 people, contributed at the maximum level. Of the approximately 10,000 contributors to City Council races, 904 people made contributions of \$600 or more.

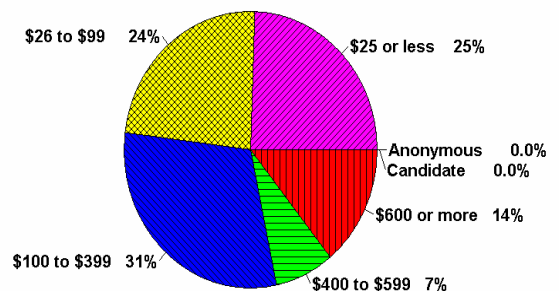
Size of Contributions
All Campaigns - by Number of Contributors



Total Number of Contributors: 12,693

Figure 40

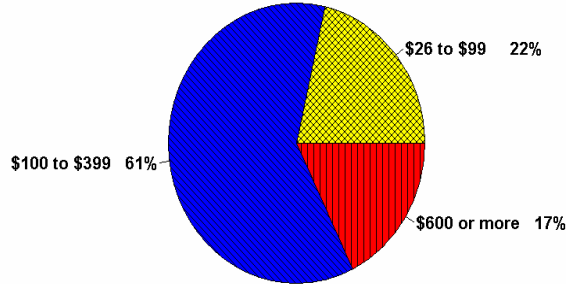
Size of Contributions
All Mayoral Campaigns - by Number of Contributors



Total Number of Contributors: 2,623

Figure 41

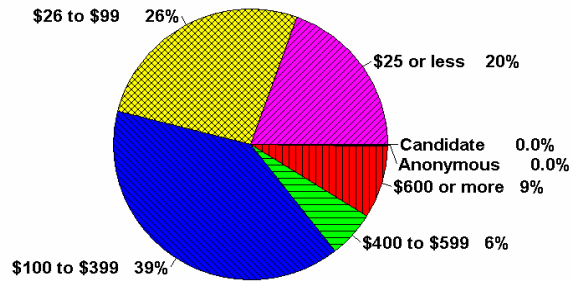
Size of Contributions
All City Attorney Campaigns - by Number of Contributors



Total Number of Contributors: 23

Figure 42

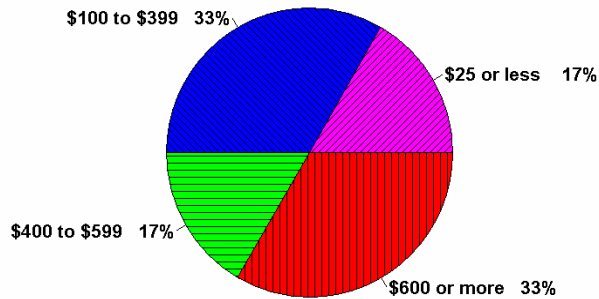
Size of Contributions
All Council Campaigns - by Number of Contributors



Total Number of Contributors: 10,041

Figure 43

Size of Contributions
All Ballot Issue Campaigns - by Number of Contributors



Total Number of Contributors: 6

Figure 44

E. Geographic Distribution Of Contributors

The following charts show the areas that contributors reported as either their home or business address. The areas inside the City limits include Capitol Hill/Madrona, Queen Anne/Magnolia, Downtown/Belltown, Greenlake/University District, West Seattle, Ballard/NW Seattle and Mt. Baker/Rainier Valley. The report also includes contributions from outside of the City and "Area Unknown." Receipts from the following sources are shown in designated categories: candidate contributions or loans to his or her own campaign, loans to ballot issues, miscellaneous receipts such as bank interest or receipts from a low cost fundraiser, transfers from a previous campaign, and anonymous contributions.

Two thirds of contributors to City races in 2005 came from addresses in four areas. Once again the largest source of contributors, 24%, was from outside Seattle. The other three areas in the top four were Downtown/Belltown (15%), Queen Anne/Magnolia (14%) and Capitol Hill/Madrona (13%). The remaining third (34%) of the contributors in 2005 were split evenly across the city. See **Figure 45**.

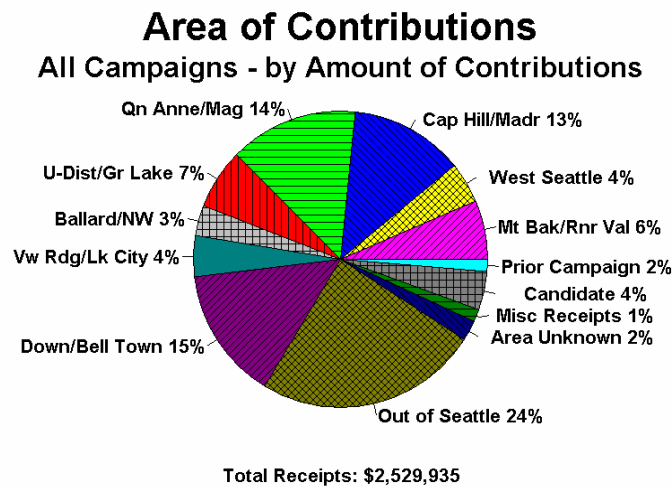


Figure 45

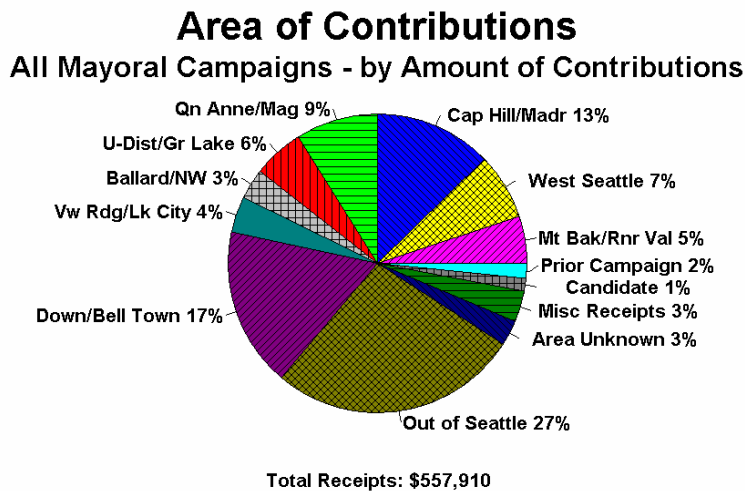
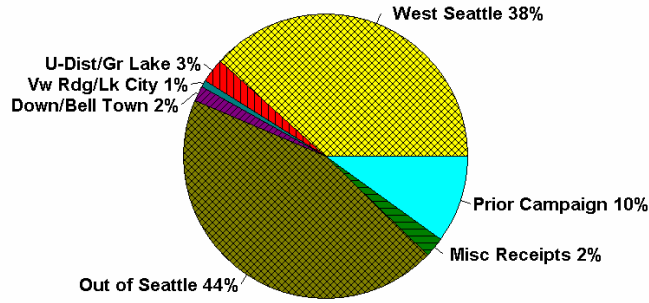


Figure 46

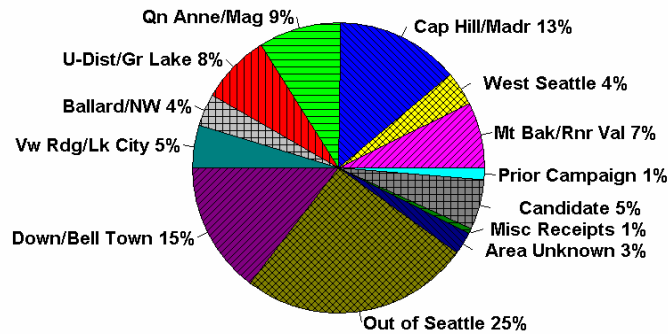
Area of Contributions All City Attorney Campaigns - by Amount of Contributions



Total Receipts: \$5,608

Figure 47

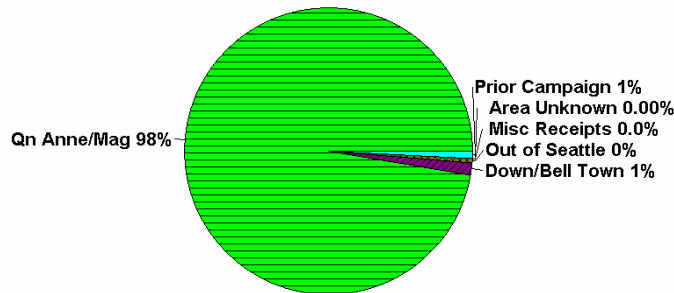
Area of Contributions All Council Campaigns - by Amount of Contributions



Total Receipts: \$1,828,747

Figure 48

Area of Contributions All Ballot Issue Campaigns - by Amount of Contributions



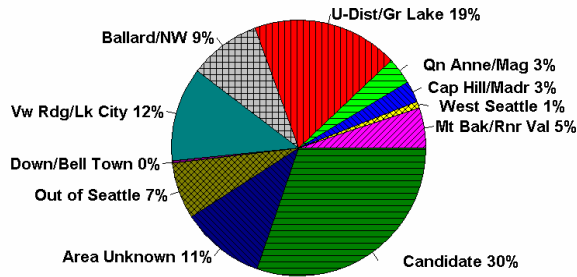
Total Receipts: \$137,671

Figure 49

Candidates for Mayor

Al Runte

Area of Contributions - by Amount of Contributions

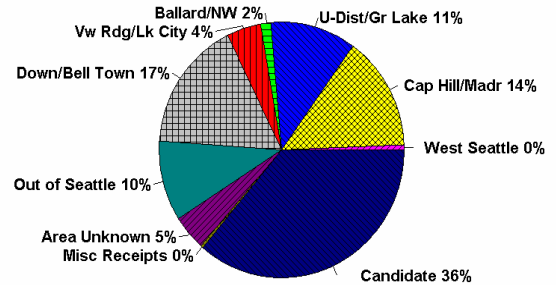


Total Receipts: \$18,980

Figure 50

Christal Wood

Area of Contributions - by Amount of Contributions

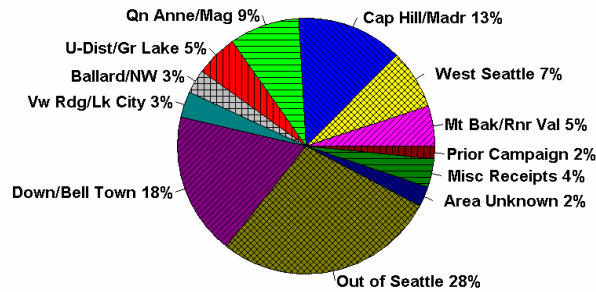


Total Receipts: \$4,667

Figure 51

Greg Nickels (I)

Area of Contributions - by Amount of Contributions



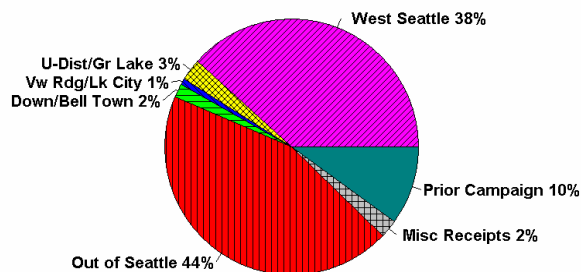
Total Receipts: \$534,263

Figure 52

Candidates for City Attorney

Tom Carr (I)

Area of Contributions - by Amount of Contributions

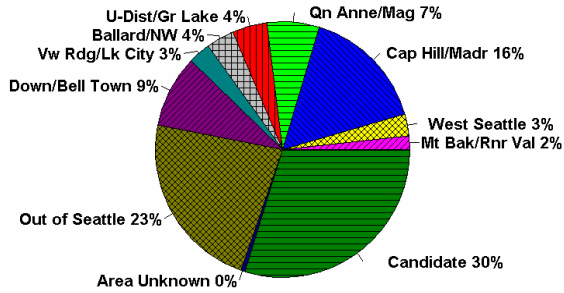


Total Receipts: \$5,608

Figure 53

Candidates for City Council Position 2

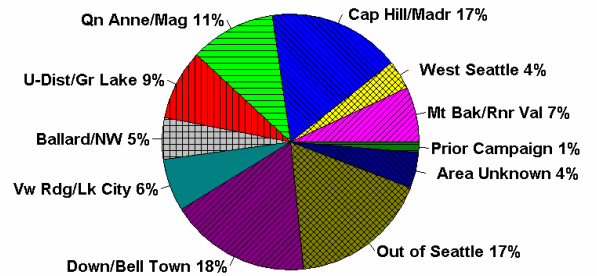
Darlene Madenwald
Area of Contributions - by Amount of Contributions



Total Receipts: \$75,867

Figure 54

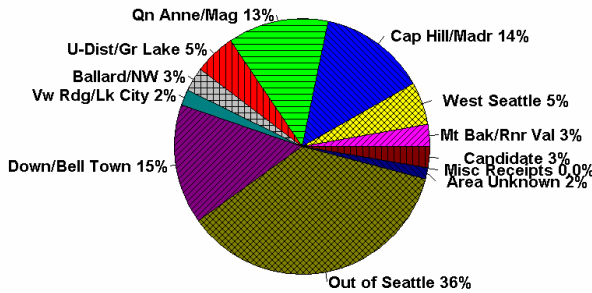
Richard Conlin (I)
Area of Contributions - by Amount of Contributions



Total Receipts: \$269,939

Figure 55

Paige Miller
Area of Contributions - by Amount of Contributions

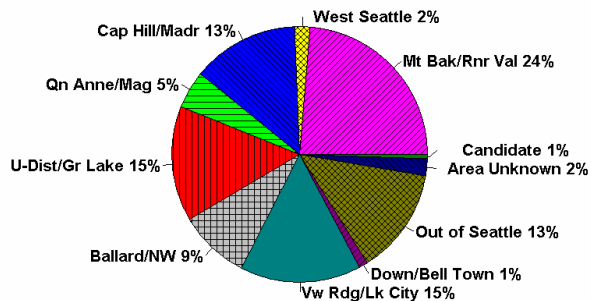


Total Receipts: \$236,817

Figure 56

Candidates for City Council Position 4

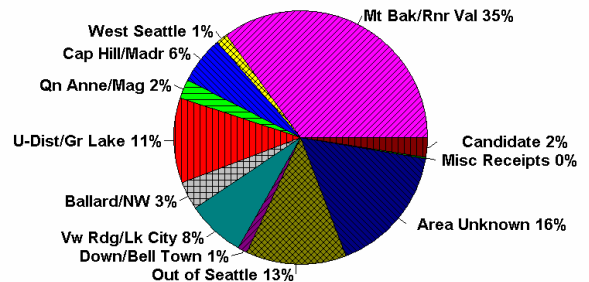
Ángel Bolaños
Area of Contributions - by Amount of Contributions



Total Receipts: \$8,144

Figure 57

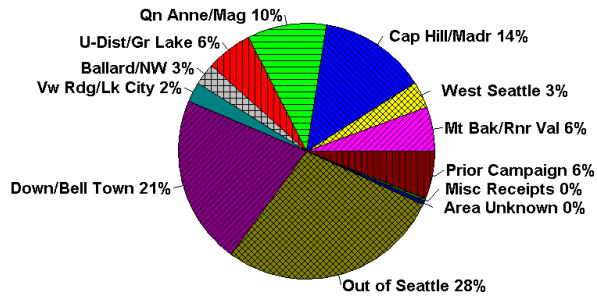
Linda Averill
Area of Contributions - by Amount of Contributions



Total Receipts: \$20,483

Figure 58

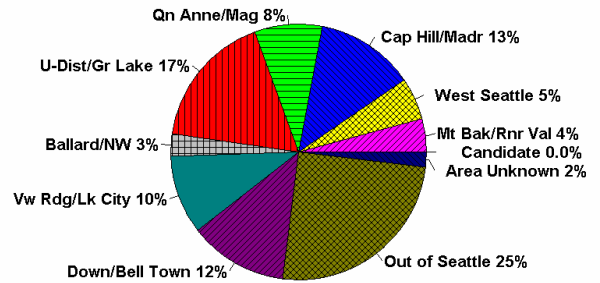
Jan Drago (I)
Area of Contributions - by Amount of Contributions



Total Receipts: \$253,577

Figure 59

Casey Corr
Area of Contributions - by Amount of Contributions

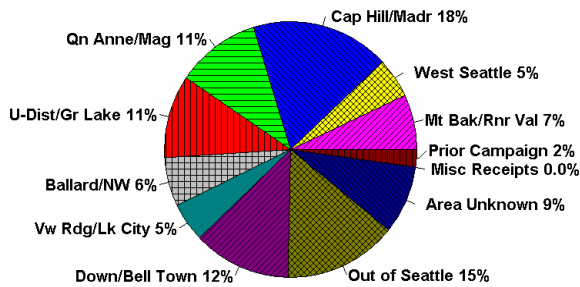


Total Receipts: \$231,803

Figure 60

Candidates for City Council Position 6

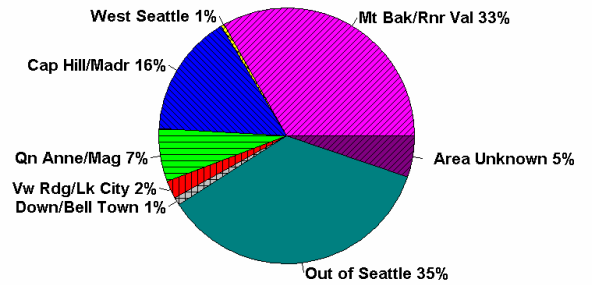
Nick Licata (I)
Area of Contributions - by Amount of Contributions



Total Receipts: \$103,001

Figure 61

Paul Bascomb
Area of Contributions - by Amount of Contributions

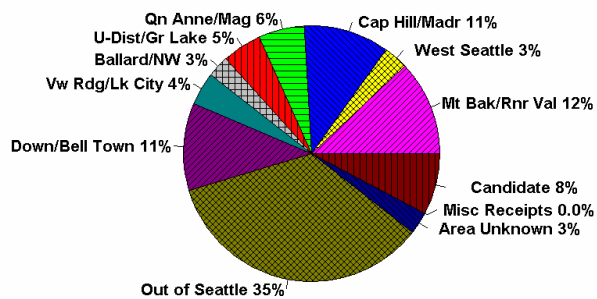


Total Receipts: \$7,468

Figure 62

Candidates for City Council Position 8

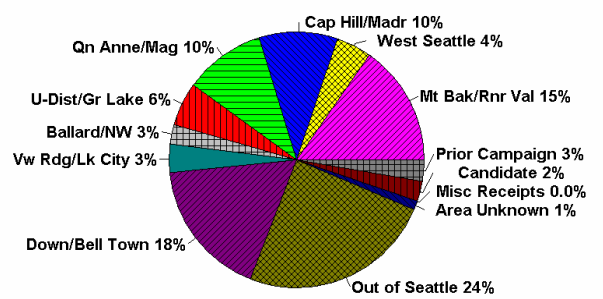
Dwight Pelz
Area of Contributions - by Amount of Contributions



Total Receipts: \$232,563

Figure 63

Richard McIver (I)
Area of Contributions - by Amount of Contributions



Total Receipts: \$214,627

Figure 64

Robert Rosencrantz

Area of Contributions - by Amount of Contributions

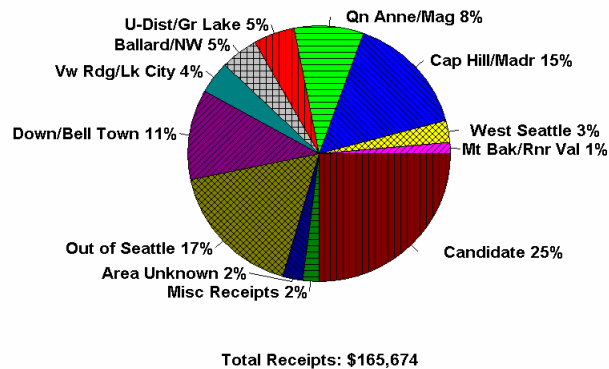


Figure 65

F. Type Of Contributors

The following charts show the type of contributors that gave to 2005 City campaigns. The graphs include categories for individual contributors, PACs (Continuing Political Committees), businesses, organizations not required to report as PACs, candidates, miscellaneous receipts, and uncoded contributors. The latter category, uncoded contributors, is typically made up of individuals who are contributors of \$100 or less, as well as all anonymous contributions.

Figure 66 shows that a total of 79% of contributions to City races came from individuals: 66% from coded individuals, 4% from the candidates to their own campaigns, and another 9% from uncoded individuals. The number of coded individual contributors in 2005 is an increase over the 51% reported in 2003. Changes to the Seattle Elections Code Administrative Rules that went into effect in 2001 may have contributed to this increase. In 2001, the Seattle Election Code Administrative Rules were changed to provide treasurers and campaigns with clarifying information on how to attribute contributions from non-individuals, e.g. sole-proprietorships, partnerships, LLCs, etc.

Contributions coded "Business" rose from 5% in 2001 to 16% in 2003, and fell to 9% in 2005.

Figures 66 through 86 provide a breakdown of each campaign's contribution type.

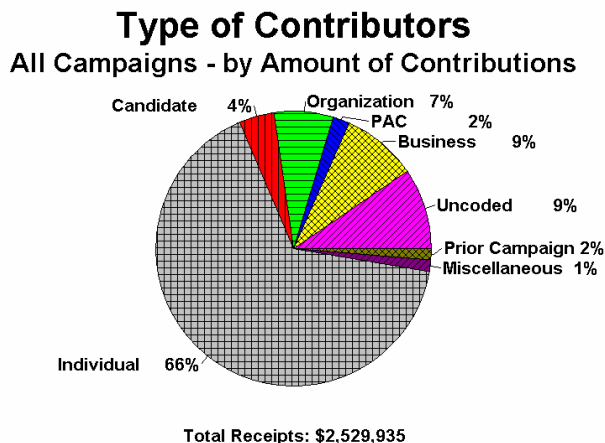
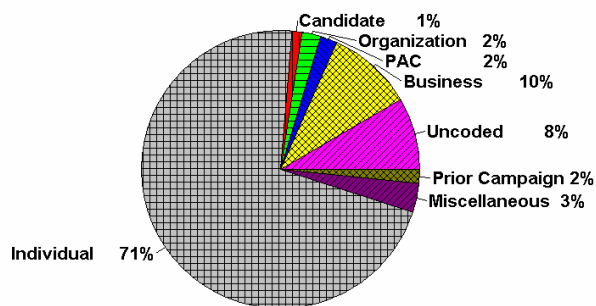


Figure 66

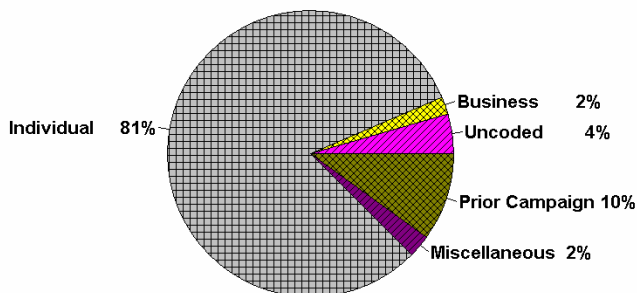
Type of Contributors
All Mayoral Campaigns - by Amount of Contributions



Total Receipts: \$557,910

Figure 67


Type of Contributors
All City Attorney Campaigns - by Amount of Contributions



Total Receipts: \$5,608

Figure 68

Type of Contributors
All Ballot Issue Campaigns - by Amount of Contributions



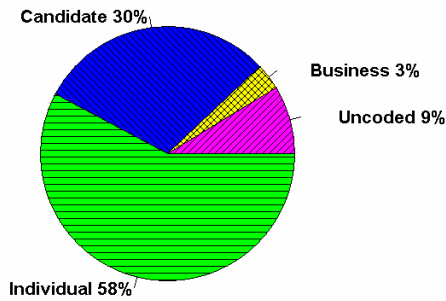
Total Receipts: \$137,671

Figure 69

Candidates for Mayor

Al Runte

Type of Contributors - by Amount of Contributions

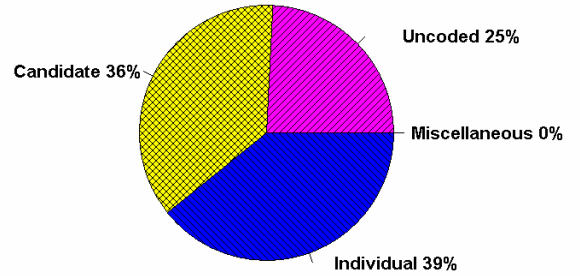


Total Receipts: \$18,980

Figure 70

Christal Wood

Type of Contributors - by Amount of Contributions

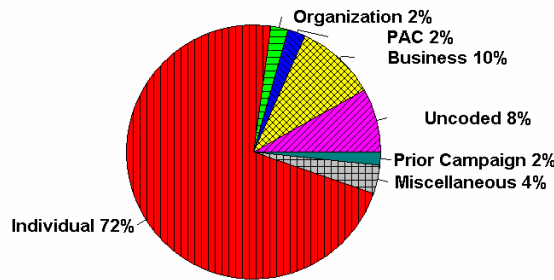


Total Receipts: \$4,667

Figure 71

Greg Nickels (I)

Type of Contributors - by Amount of Contributions



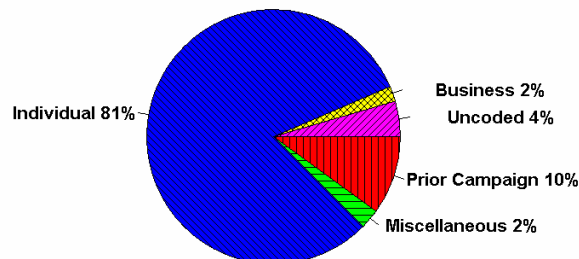
Total Receipts: \$534,263

Figure 72

Candidates for City Attorney

Tom Carr (I)

Type of Contributors - by Amount of Contributions



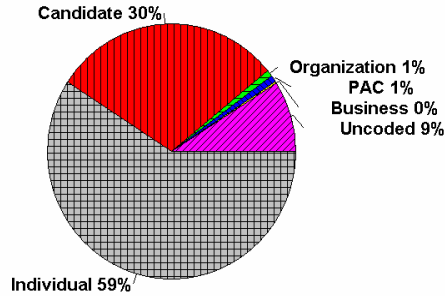
Total Receipts: \$5,608

Figure 73

Candidates for City Council Position 2

Darlene Madenwald

Type of Contributors - by Amount of Contributions

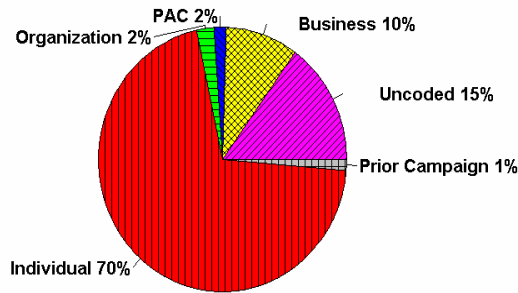


Total Receipts: \$75,867

Figure 74

Richard Conlin (I)

Type of Contributors - by Amount of Contributions

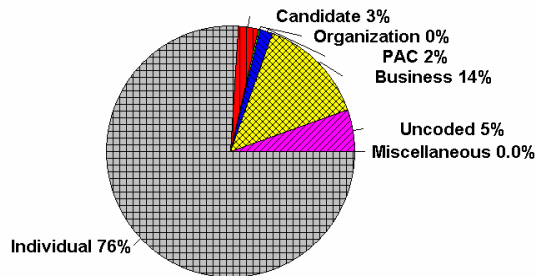


Total Receipts: \$269,939

Figure 75

Paige Miller

Type of Contributors - by Amount of Contributions



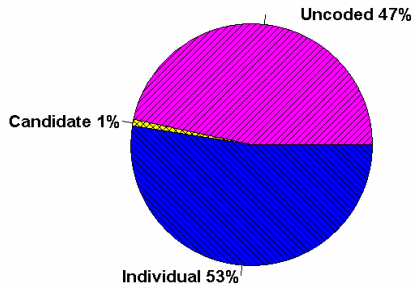
Total Receipts: \$236,817

Figure 76

Candidates for City Council Position 4

Ángel Bolaños

Type of Contributors - by Amount of Contributions

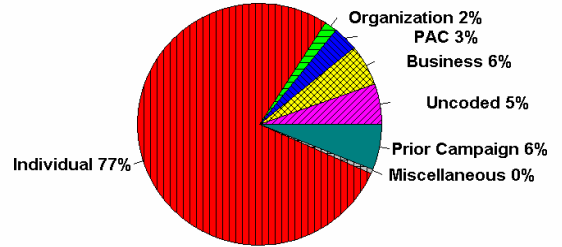


Total Receipts: \$8,144

Figure 77

Jan Drago (I)

Type of Contributors - by Amount of Contributions

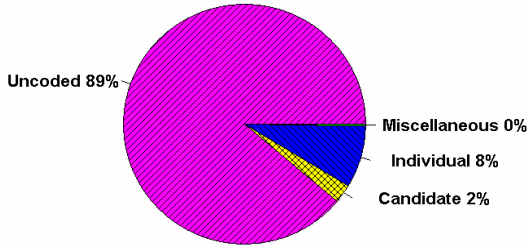


Total Receipts: \$253,577

Figure 79

Linda Averill

Type of Contributors - by Amount of Contributions

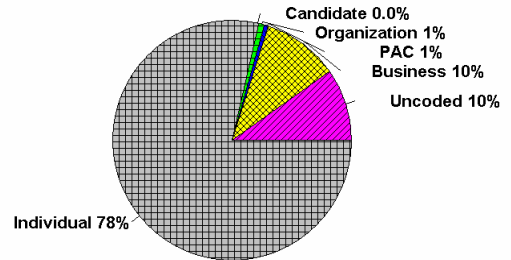


Total Receipts: \$20,483

Figure 78

Casey Corr

Type of Contributors - by Amount of Contributions



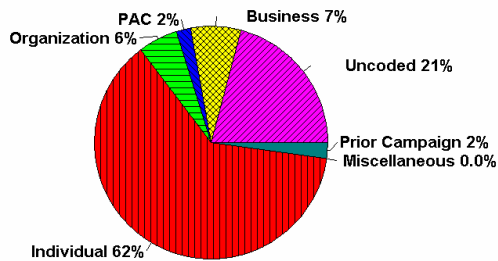
Total Receipts: \$231,803

Figure 80

Candidates for City Council Position 6

Nick Licata (I)

Type of Contributors - by Amount of Contributions

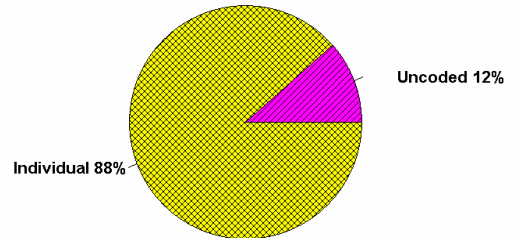


Total Receipts: \$103,001

Figure 81

Paul Bascomb

Type of Contributors - by Amount of Contributions



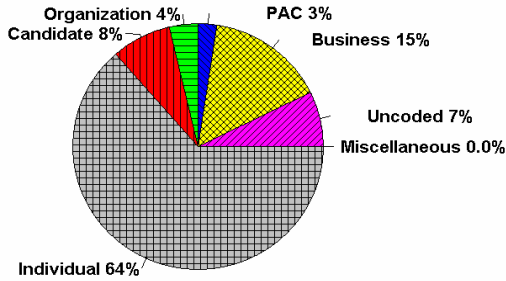
Total Receipts: \$7,468

Figure 82

Candidates for City Council Postion 8

Dwight Pelz

Type of Contributors - by Amount of Contributions

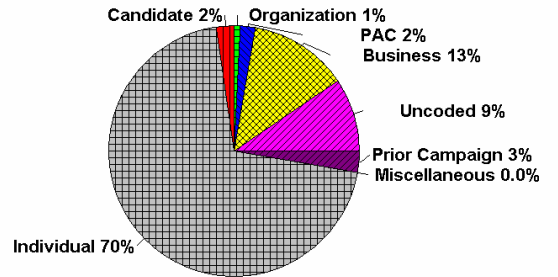


Total Receipts: \$232,563

Figure 83

Richard McIver (I)

Type of Contributors - by Amount of Contributions

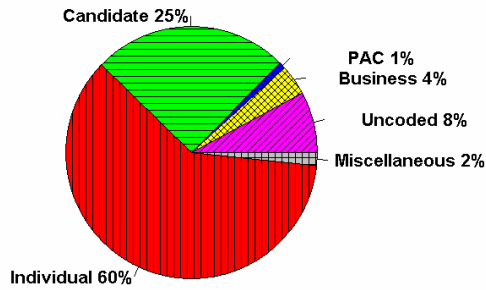


Total Receipts: \$214,627

Figure 84

Robert Rosencrantz

Type of Contributors - by Amount of Contributions



Total Receipts: \$165,674

Figure 85

IV. 2005 CITY OFFICE AND BALLOT ISSUE CAMPAIGN EXPENDITURES

A. Total Expenditures

Tables 4, 5 and 6 below report the total expenditures for all 2005 City campaigns. Figures 87 thru 91 depict this information graphically. Please note these figures do not include obligations to vendors that were still outstanding as of November 30, 2005. As campaigns pay these obligations, their expenditure totals will increase.

Mayor		
Al Runte	\$	15,636.57
Christal Olivia Wood	\$	4,617.08
Chris Hoepfner	\$	1,748.00
Jeanne E. Dixon	\$	-
Luke Williams	\$	-
Greg Nickels E, I	\$	512,421.62
Richard Lee	\$	-
All Committees	\$	534,423.27

Council Position 4		
Angel Bolanos	\$	8,144.17
Linda Averill	\$	19,817.43
Jan Drago E, I	\$	252,543.29
Casey Corr	\$	228,652.26
All Committees	\$	509,157.15

Council Position 6		
Nick Licata E, I	\$	74,330.49
Paul A. Bascomb	\$	7,386.73
All Committees	\$	81,717.22

City Attorney		
Tom Carr	\$	2,087.90

Council Position 8		
Dwight Pelz	\$	220,532.20
Richard J McIver E, I	\$	213,521.07
Robert Rosencrantz	\$	165,673.62
All Committees	\$	599,726.89

Council Position 2		
Darlene Madenwald	\$	75,866.56
Richard Conlin E, I	\$	253,547.27
Paige Miller	\$	235,370.19
All Committees	\$	564,784.02

Table 4

B. Expenditures of Candidates and Ballot Issue Committees Not on the Ballot

Campaigns Not on the Ballot		
Mike Thompson (City Council)	\$	8,778.99
Citizens for Proportional Representation	\$	2,087.90
Ready 4 Rescue	\$	1,764,164.27

Table 5

Total Expenditures All Categories

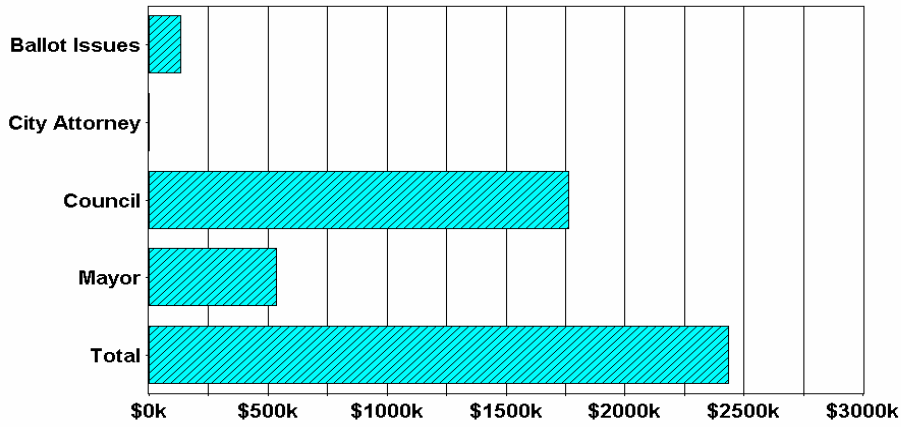


Figure 86

Total Expenditures All Contests

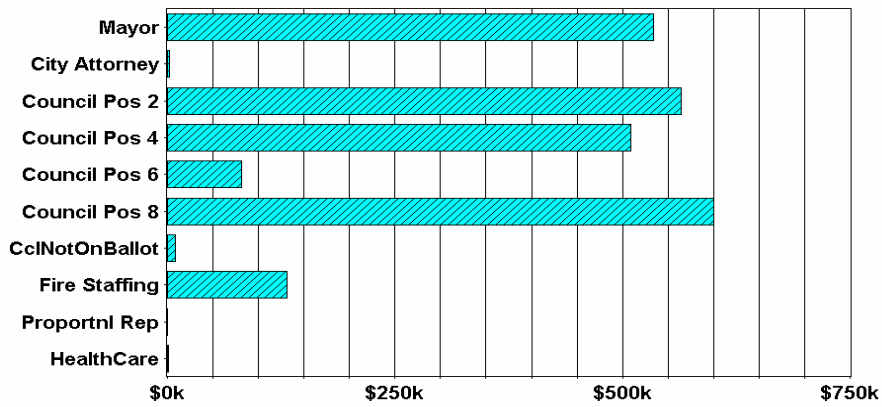


Figure 87

Total Expenditures All Mayoral Campaigns

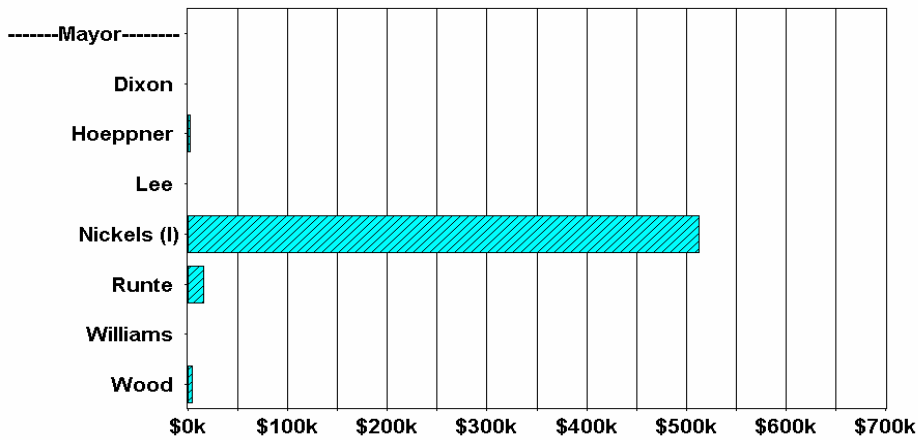


Figure 88

Total Expenditures All City Attorney Campaigns




Figure 89

Total Expenditures All Council Campaigns

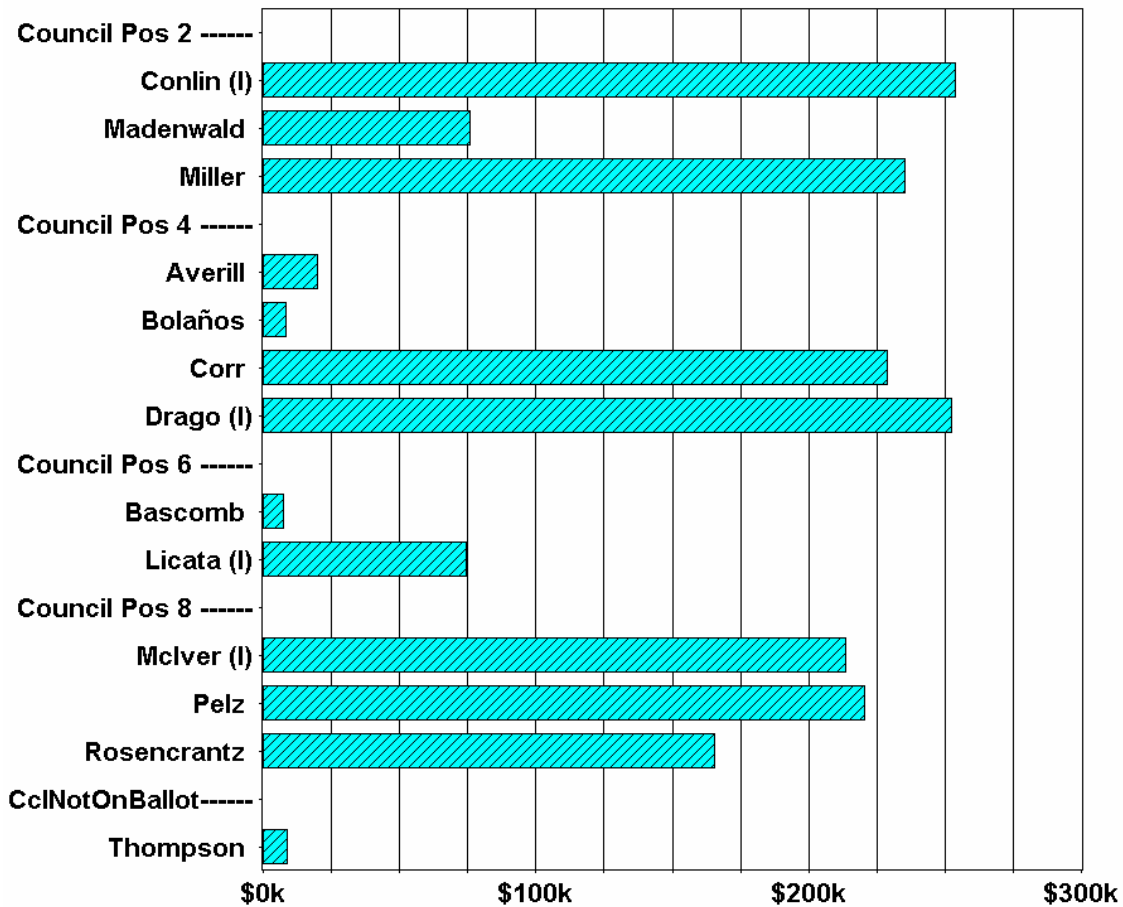


Figure 90

C. Types Of Expenditures

Each campaign is required to itemize and describe the campaign's expenditures of more than \$50. Commission staff then review the descriptions provided by the campaigns and code each expenditure into the following categories:

- ◆ Fundraising: Solicitation mailings, printing, postage, event costs and fundraising consulting
- ◆ Lit & Mail: Promotional literature, design, postage, printing, copying, lists, labels and consulting
- ◆ TV & Radio: Broadcast advertising production, time buys and consultants
- ◆ Staff/Consult: Staff wages, payroll taxes and general consulting fees
- ◆ Operations: Rent, office supplies, food, travel, phone, research, computer, office equipment
- ◆ Newspaper Ads: Ad design and buys
- ◆ Other Ads: Yard signs, internet, bus signs, t-shirts, bumper stickers, phone banks and automated phone calls
- ◆ Uncodable: Unitemized or insufficient information available to code appropriately
- ◆ Miscellaneous: Signature gathering, contributions to charities and other committees, transfers to new committee, fines & penalties

Voter contact continued to be the focus of campaign expenditures in 2005. Campaigns are relying less on written contact (i.e., literature, newspaper ads, etc.) than they have in past years, and more on electronic advertising (i.e., cable and broadcast television, radio, and automated phone calls). Candidates for City Council in 2001 spent virtually nothing on television and radio advertising, but in 2003, 6% of all City Council candidate expenditures went to television and radio. In 2005, 7% of all City Council candidate expenditures went to television and radio advertising. See **Figures 92 through 111**.

Candidates for mayor spent \$120,000 on television and radio, totaling 22% of the Mayoral candidates' total expenditures. In 2001, 36% of all Mayoral candidate expenditures went to electronic media. See **Figures 93, and 96 through 98**.

The amount spent on fundraising did not change significantly from 2001 to 2005, although Mayoral campaigns spent 25% on fundraising in 2005, up from 8% in 2001. See **Figures 93, and 96 through 98**. Council candidates spent approximately 6% on average on fundraising, although individual campaigns devoted anywhere from 3% to 39% to fundraising activities. See **Figures 95, and 100 through 111**.

Figures 92 through 111 show the differences in how 2005 City campaigns allocated their expenditures.

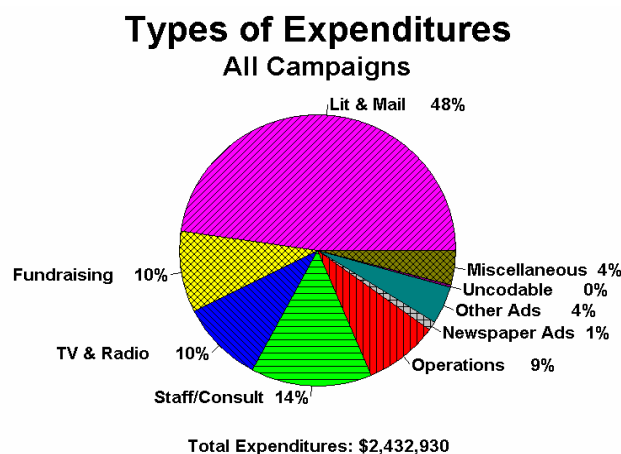
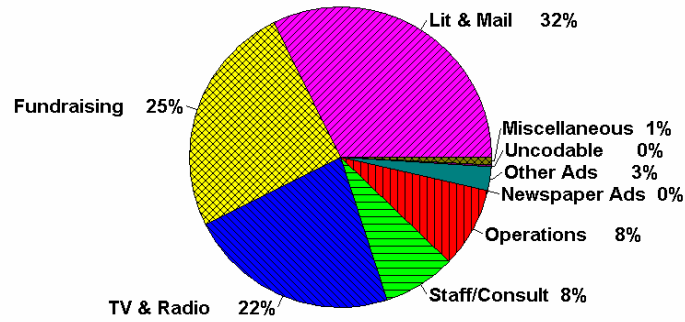


Figure 91

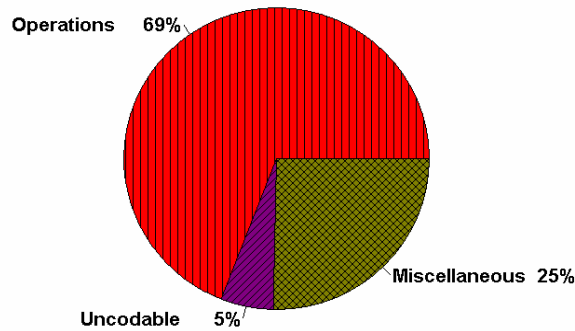
Types of Expenditures All Mayoral Campaigns



Total Expenditures: \$534,423

Figure 92

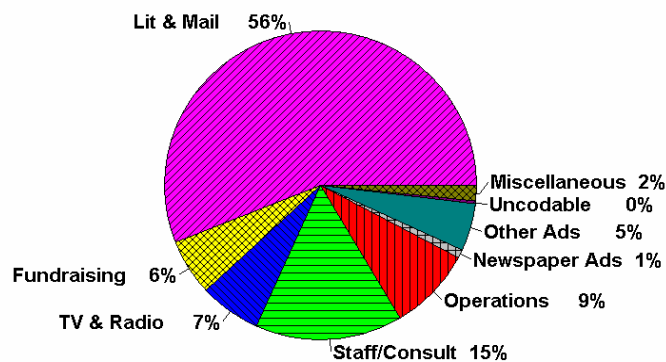
Types of Expenditures All City Attorney Campaigns



Total Expenditures: \$2,088

Figure 93

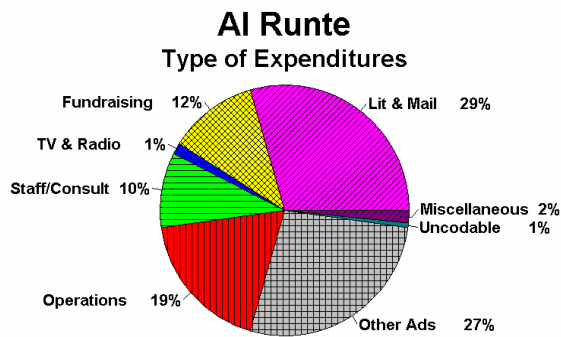
Types of Expenditures All Council Campaigns



Total Expenditures: \$1,763,747

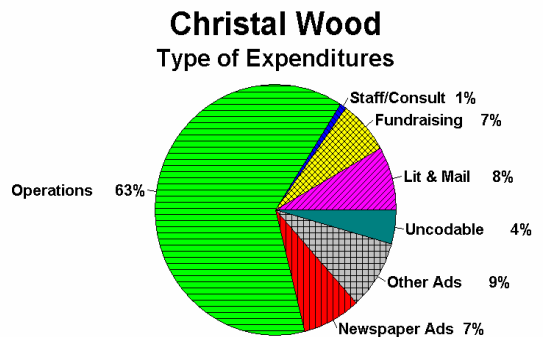
Figure 94

Candidates for Mayor



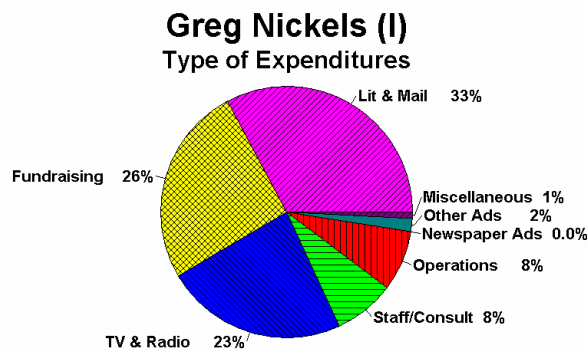
Total Expenditures: \$15,637

Figure 95



Total Expenditures: \$4,617

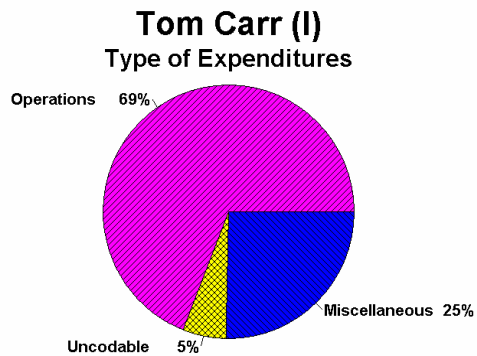
Figure 96



Total Expenditures: \$512,422

Figure 97

Candidates for City Attorney



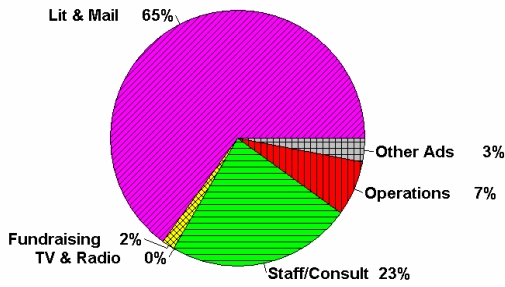
Total Expenditures: \$2,088

Figure 98

Candidates for City Council Position 2

Darlene Madenwald

Type of Expenditures

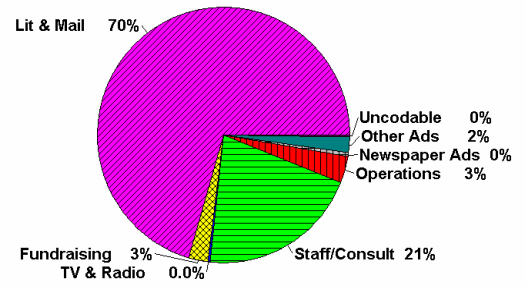


Total Expenditures: \$75,867

Figure 99

Richard Conlin (I)

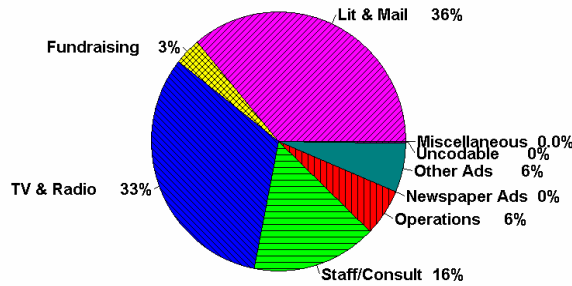
Type of Expenditures



Total Expenditures: \$253,547

Figure 100

Paige Miller
Type of Expenditures



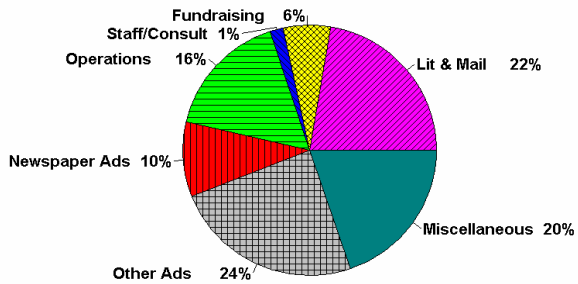
Total Expenditures: \$235,109

Figure 101

Candidates for City Council Position 4

Ángel Bolaños

Type of Expenditures

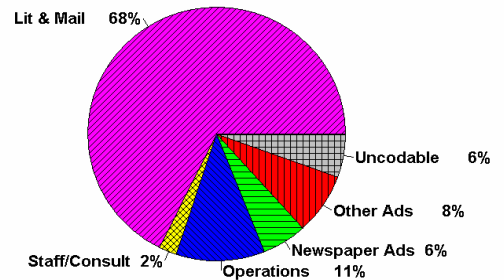


Total Expenditures: \$8,144

Figure 102

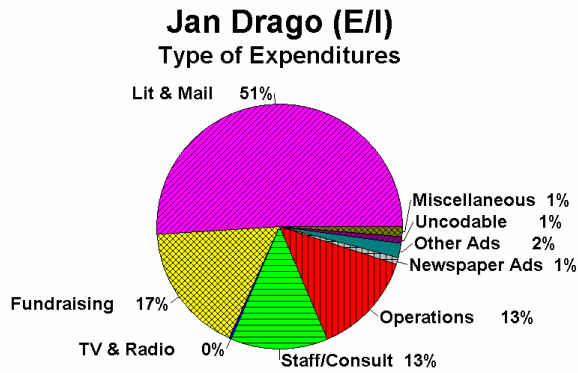
Linda Averill

Type of Expenditures



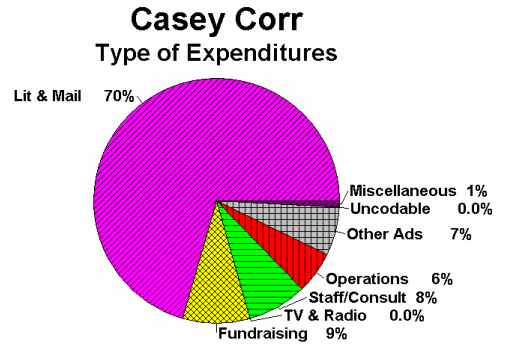
Total Expenditures: \$19,817

Figure 103



Total Expenditures: \$128,585

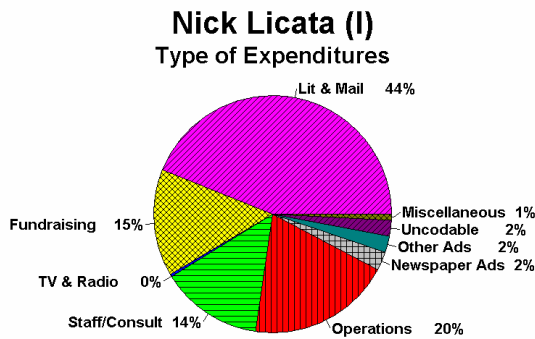
Figure 104



Total Expenditures: \$228,652

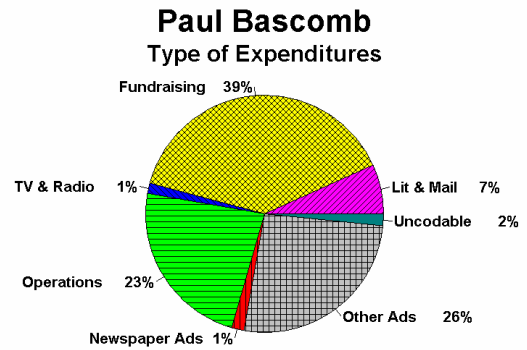
Figure 105

Candidates for City Council Position 6



Total Expenditures: \$74,330

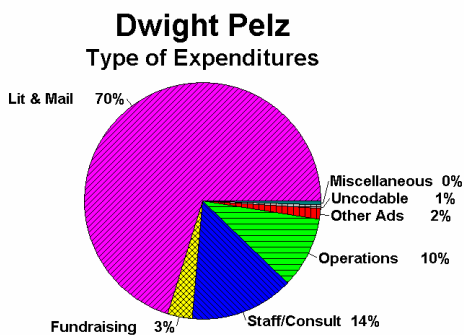
Figure 106



Total Expenditures: \$7,221

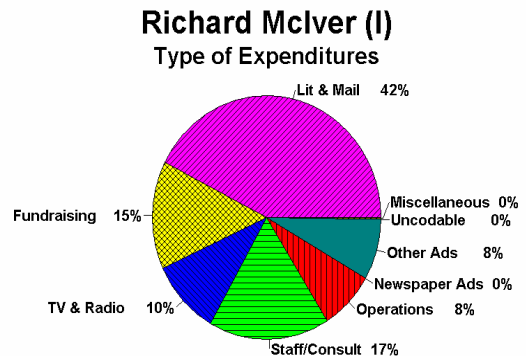
Figure 107

Candidates for City Council Position 8



Total Expenditures: \$220,532

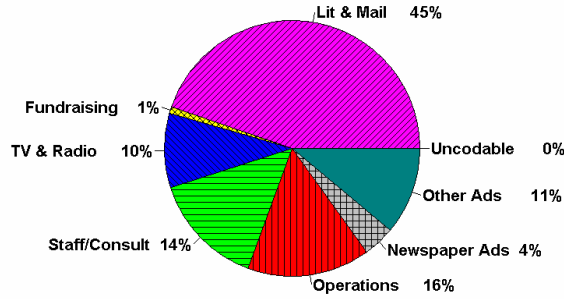
Figure 108



Total Expenditures: \$213,521

Figure 109

Robert Rosencrantz
Type of Expenditures



Total Expenditures: \$165,683

Figure 110

V. YEAR TO YEAR TRENDS

A. Total Contributions Received

Figure 112 shows the amount of money raised by mayoral campaigns over the last five regular election cycles. In 1989, no incumbent ran for Mayor. In 1993, incumbent Mayor Norm Rice ran for re-election and won. In 1997, the mayoral race did not include an incumbent. In 2001, incumbent Mayor Paul Schell ran and lost in the Primary, challenger Greg Nickels went on to win the General Election. Mayor Nickels ran for re-election in 2005.

Figure 113 compares the average amount of City Council contributions raised over the last five election cycles. In other words, in 2003, each Council Position (i.e. Position 1, 3, 5, 7, 9) generated on average \$390,000 in contributions. The amounts used in the graph are calculated by dividing the total contributions raised by all Council campaigns on the ballot by the number of positions appearing on the ballot that year.

Contributions for Council positions rose again in 2005. The average total contributions per position has gone from less than \$160,000 in 2001 to \$390,000 in 2003 and just over \$450,000 in 2005.

Historical Contributions Raised
All Mayoral Campaigns

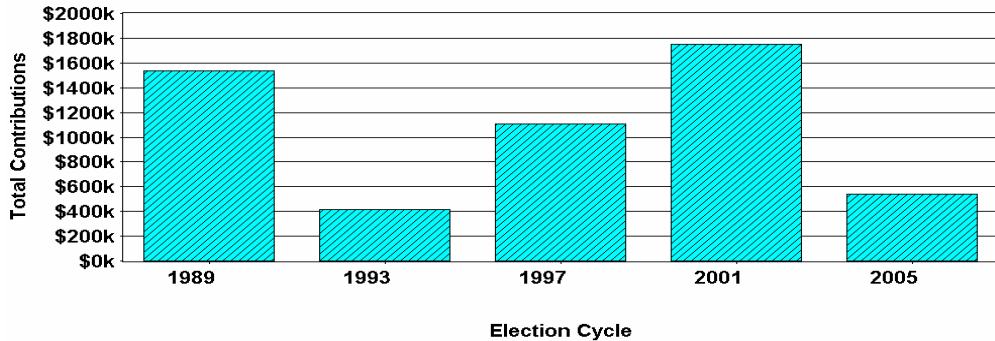


Figure 111

Historical Contributions Raised Average per Council Position

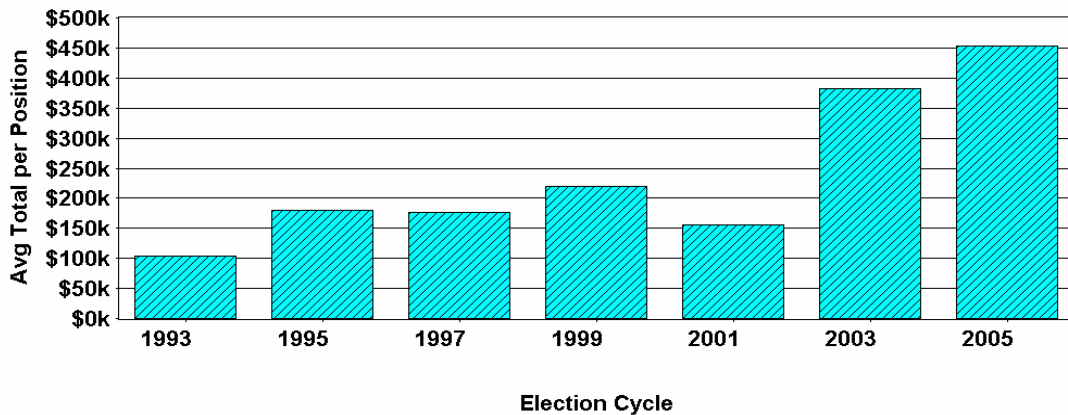


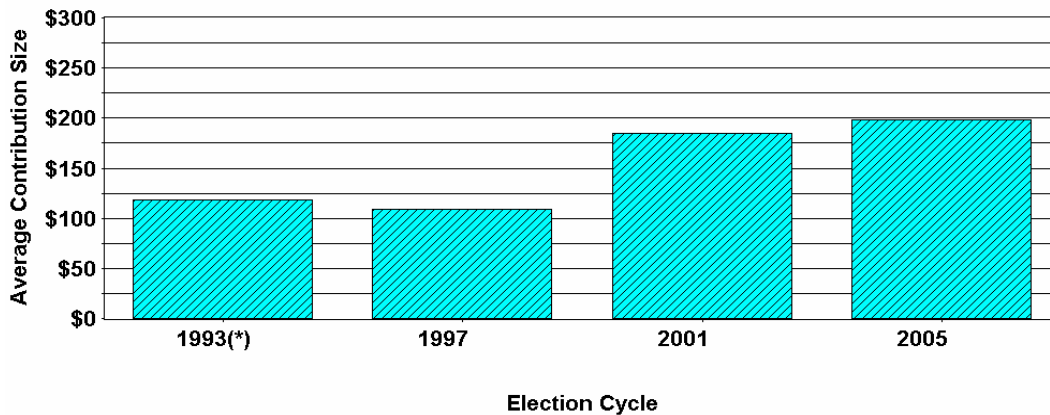
Figure 112

B. Average Contribution To Campaigns and Number of Contributors

The size of the average contribution to the Mayoral candidates did not increase significantly between 2001 and 2005. The average contribution size rose from \$185 in 2001 to just under \$200 in 2005. This is approximately a 9% increase in average contributions which correlates with the 9% increase in the contribution limit between the 2001 and 2005 election cycles.

The average contribution size for the 2005 Council campaigns was just under \$150, up from an average of \$120 in 2003. The number of contributors to 2005 Council campaigns fell to 10,000 from a high of almost 12,000 in 2003. In other words, average contributions were up by 25%, but the number of contributors was down 20%. The contribution limit was \$650 in both 2003 and 2005. See **Figures 116 and 117..**

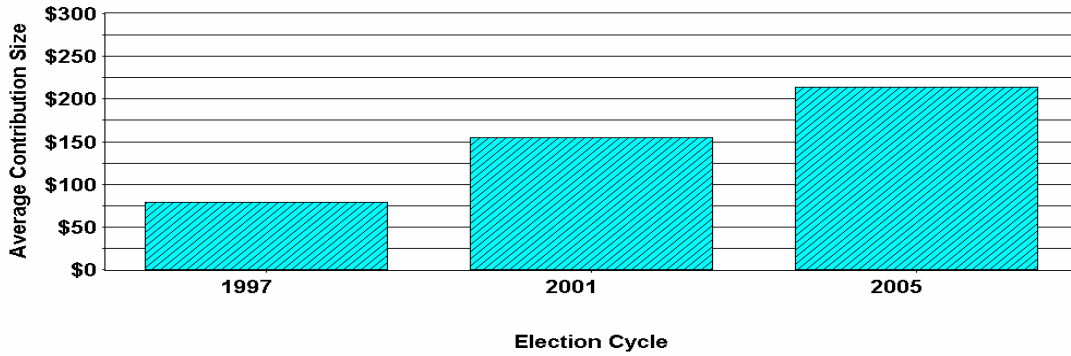
Historical Average Contribution Size Mayoral Campaigns



(*) Year in which number of unitemized contributors under \$25 not included

Figure 113

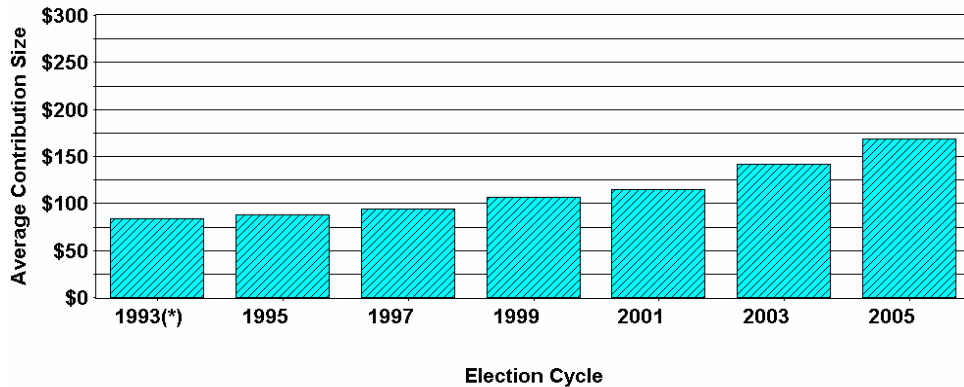
Historical Average Contribution Size City Attorney Campaigns



(*) Year in which number of unitemized contributors under \$25 not included

Figure 114

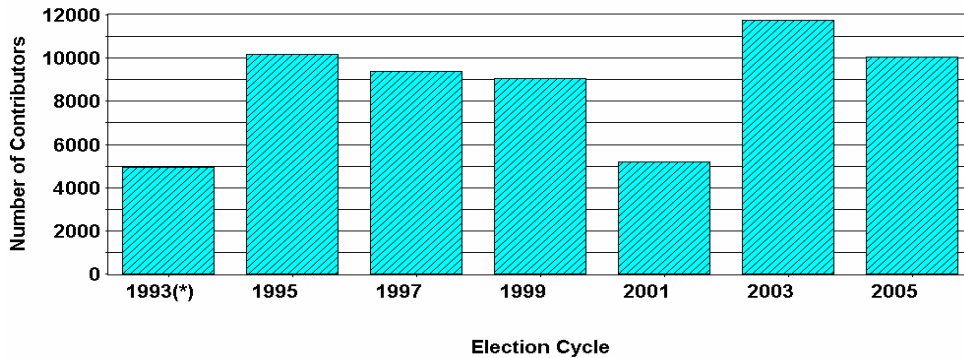
Historical Average Contribution Size Council Campaigns



(*) Year in which number of unitemized contributors under \$25 not included

Figure 115

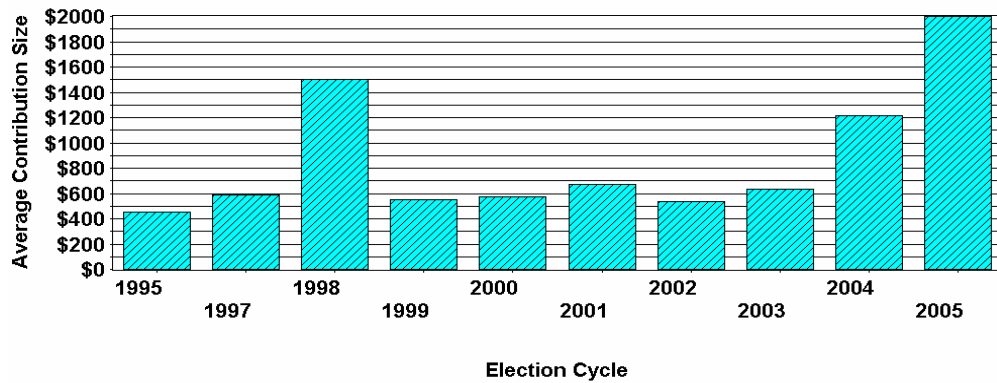
Historical Number of Contributors Council Campaigns



(*) Year in which number of unitemized contributors under \$25 not included

Figure 116

Historical Average Contribution Size Ballot Issue Campaigns



(*) Year in which number of unitemized contributors under \$25 not included

Figure 117

AVERAGE CONTRIBUTION SIZE To Council Candidates

1993	\$84
1995	\$85
1997	\$94
1999	\$107
2001	\$117
2003	\$138
2005	\$155

Table 6

NUMBER OF CONTRIBUTORS To Council Candidates

1993	4,946
1995	10,183
1997	9,382
1999	9,060
2001	5,122
2003	11,064
2005	10,023

Table 7

AVERAGE CONTRIBUTION SIZE To Ballot Issue Committees

1995	\$452
1997	\$590
1998	\$1,563
1999	\$550
2001	\$740
2003	\$535
2005	\$45,050.39

Table 8

VI. LISTS

A. Top 20 Contributors to all Candidates

The following is a list of the top 20 contributors to all candidates for Mayor, City Attorney or City Council appearing on the 2001 ballot. Twenty-one contributors appear here because there was a tie for the 20th spot. The reported employers and occupations of individual contributors are also shown. Where the various campaigns have reported different employers or occupations, all reported employers and occupations are listed.

The list includes two unions, five attorneys, three corporations, and six developer/property management investors.

Nucor Steel Seattle, Inc Nucor PAC of Washington	
Richard Conlin	650
Casey Corr	450
Jan Drago	650
Nick Licata	150
Darlene Madenwald	150
Richard Mclver	750
Paige Miller	650
Greg Nickels	650
Dwight Pelz	350
Robert Rosencrantz	650
Total	5100

Clise Properties Inc	
Richard Conlin	650
Casey Corr	650
Nick Licata	650
Richard Mclver	650
Paige Miller	650
Dwight Pelz	650
Robert Rosencrantz	650
Total	4550

Gregory Broderick Smith GB Smith Real Estate Inc Real Estate Developer	
Richard Conlin	650
Casey Corr	325
Jan Drago	650
Nick Licata	650
Richard Mclver	650
Greg Nickels	650
Dwight Pelz	650
Total	4225

Parsons Brinckerhoff Quade & Douglas Inc	
Richard Conlin	650
Casey Corr	200
Jan Drago	650
Richard Mclver	650
Paige Miller	650
Greg Nickels	650
Dwight Pelz	650
Total	4100

Rollin A Fatland Rollin Fatland & Associates Public Affairs Consultant	
Richard Conlin	650
Casey Corr	250
Jan Drago	650
Nick Licata	250
Richard Mclver	650
Greg Nickels	650
Dwight Pelz	650
Total	3750

John Teutsch Teutsch Partners LLC Real Estate Developer	
Richard Conlin	650
Jan Drago	650
Nick Licata	650
Richard Mclver	650
Paige Miller	250
Greg Nickels	650
Dwight Pelz	250
Total	3750

Clear Channel	
Richard Conlin	400
Casey Corr	400
Jan Drago	650
Richard Mclver	650
Paige Miller	400
Greg Nickels	650
Dwight Pelz	500
Total	3650

Bruce Lorig Lorig Associates LLC Real Estate Developer	
Richard Conlin	600
Casey Corr	300
Jan Drago	650
Nick Licata	250
Richard Mclver	425
Paige Miller	500
Greg Nickels	650
Dwight Pelz	200
Total	3575

Jon A Shirley Retired	
Jan Drago	650
Nick Licata	650
Richard Mclver	650
Paige Miller	650
Greg Nickels	650
Dwight Pelz	325
Total	3575

B. Gerald Johnson	
Preston Gates Ellis LLP	
Attorney	
Richard Conlin	325
Jan Drago	650
Nick Licata	650
Richard Mclver	375
Paige Miller	650
Greg Nickels	650
Dwight Pelz	250
Total	3550

Mimi Gardner Gates	
Seattle Art Museum	
Director	
Richard Conlin	400
Jan Drago	650
Nick Licata	500
Richard Mclver	650
Paige Miller	500
Greg Nickels	650
Total	3350

Joe G Quintana	
The Index Group	
Consultant	
Richard Conlin	650
Casey Corr	450
Jan Drago	650
Nick Licata	400
Richard Mclver	300
Greg Nickels	650
Dwight Pelz	200
Total	3300

Bruce Blume	
The Blume Company	
Real Estate	
Richard Conlin	650
Casey Corr	650
Richard Mclver	650
Greg Nickels	650
Robert Rosencrantz	650
Total	3250

Timothy Burgess	
The Domain Group	
Ad Agency Owner	
Richard Conlin	650
Casey Corr	650
Nick Licata	650
Richard Mclver	650
Robert Rosencrantz	650
Total	3250

Glacier Northwest	
Richard Conlin	650
Casey Corr	650
Jan Drago	650
Richard Mclver	650
Greg Nickels	650
Total	3250

International Brotherhood of Electrical Workers (IBEW)	
Local 77 PAC	
Richard Conlin	650
Casey Corr	650
Jan Drago	650
Greg Nickels	650
Dwight Pelz	650
Total	3250

International Federation of Professional & Technical Engineers (IFPTE)	
Local 17 PAC	
Richard Conlin	650
Jan Drago	650
Nick Licata	650
Greg Nickels	650
Dwight Pelz	650
Total	3250

Affordable Housing Council (PAC)	
Jan Drago	650
Paige Miller	650
Greg Nickels	650
Dwight Pelz	600
Robert Rosencrantz	650
Total	3200

John C McCullough	
Phillips McCullough	
Wilson & Fikso PS	
Attorney	
Richard Conlin	650
Casey Corr	200
Jan Drago	650
Richard Mclver	650
Paige Miller	200
Greg Nickels	650
Dwight Pelz	200
Total	3200

Robert B Burkheimer	
Burkheimer Management Co	
Real Estate	
Casey Corr	650
Jan Drago	650
Richard Mclver	500
Greg Nickels	650
Dwight Pelz	350
Robert Rosencrantz	325
Total	3125

Table 9

B. Top 20 Employers of Contributors

The following is a list of the top 20 employers of contributors to 2001 candidate campaigns and the aggregate amount their employees gave to these campaigns. Twenty-one employer categories are represented below because there was a tie for the 20th spot. Campaigns are required to report the employer and occupation of each person who contributes \$100 or more. The information provided on these reports was aggregated to create this table.

Top 20 Contributor's Employers	
Employer	Aggregate Amount
Not Employed	\$142,747.37
City of Seattle	\$60,155.62
State of Washington	\$31,980.12
King County	\$19,224.30
Foster Pepper & Shefelman PLLC	\$11,212.20
Preston Gates & Ellis LLP	\$10,769.65
Port of Seattle	\$10,397.50
Davis Wright Tremaine LLP	\$8,875.00
Vulcan Northwest	\$7,038.00
Washington Mutual Bank	\$6,988.37
Microsoft	\$6,900.55
Windermere Real Estate	\$6,875.00
Lorig & Associates LLC	\$6,429.00
Gregory Broderick Smith Real Estate	\$5,882.00
Gogerty Stark Marriott/GSM Mercury	\$5,781.25
Bendich Stobaugh & Strong	\$5,500.00
Polygon Northwest	\$5,350.00
Federal Government	\$5,229.29
Group Health	\$5,217.50
Starbucks	\$4,826.50

Table 10

List of Contributors

The list of contributors is not available in the web version of this report. These lists are available elsewhere on the Commission web site at:

www2.ci.seattle.wa.us/ethics/searchlist/lists.asp

and:

www2.ci.seattle.wa.us/ethics/searchlist/searchlist.asp