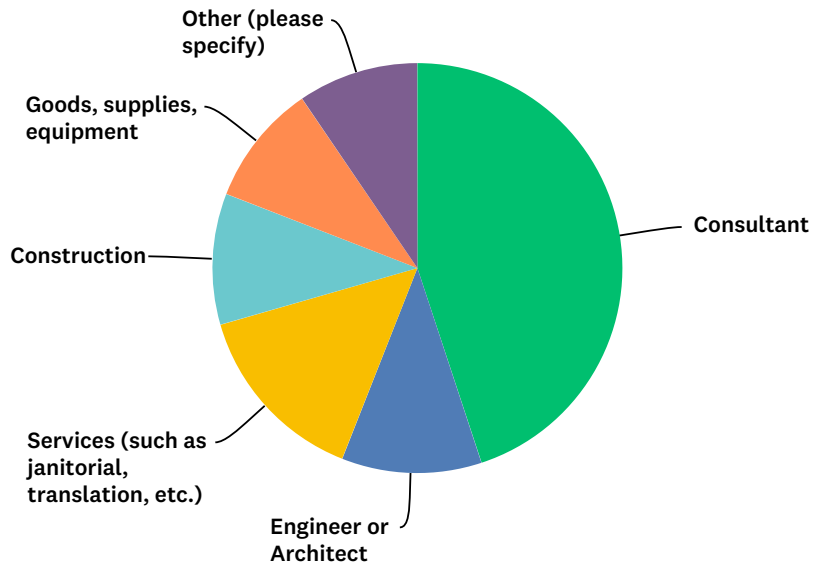


Q1 Which category best describes your business?

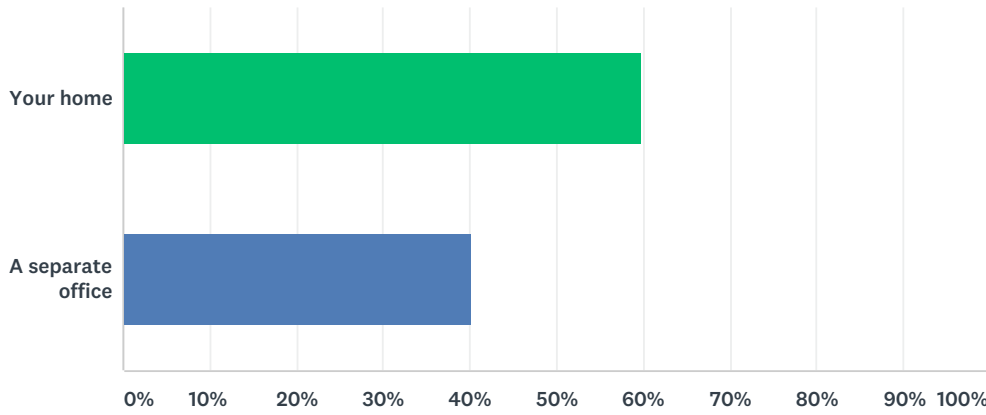
Answered: 968 Skipped: 0



ANSWER CHOICES	RESPONSES	
Consultant	44.94%	435
Engineer or Architect	11.05%	107
Services (such as janitorial, translation, etc.)	14.57%	141
Construction	10.33%	100
Goods, supplies, equipment	9.61%	93
Other (please specify)	9.50%	92
TOTAL		968

Q2 Where is the office from which you work?

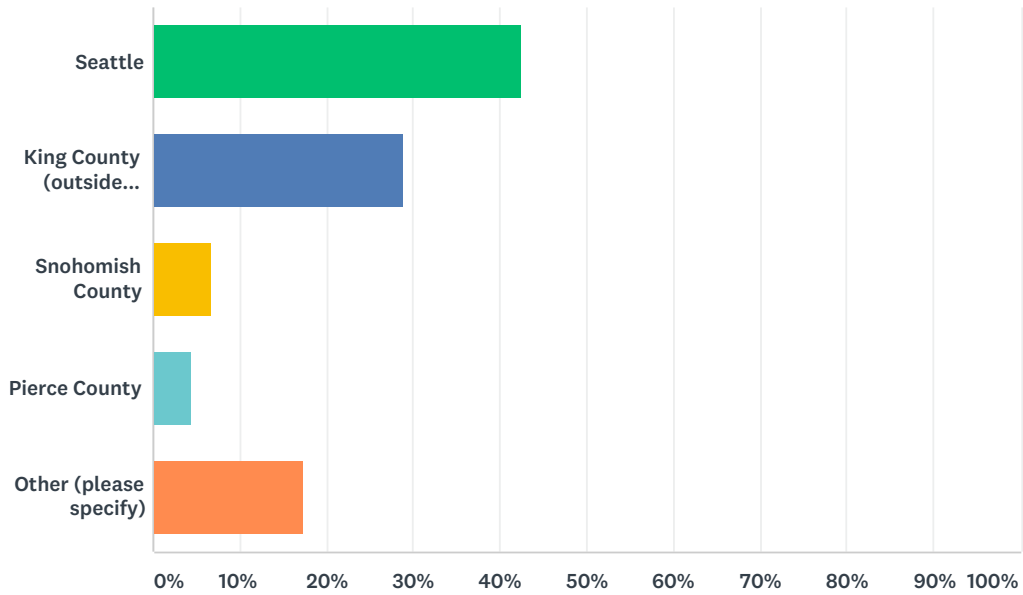
Answered: 729 Skipped: 239



ANSWER CHOICES	RESPONSES	
Your home	59.81%	436
A separate office	40.19%	293
TOTAL		729

Q3 Please specify the location of your current business office:

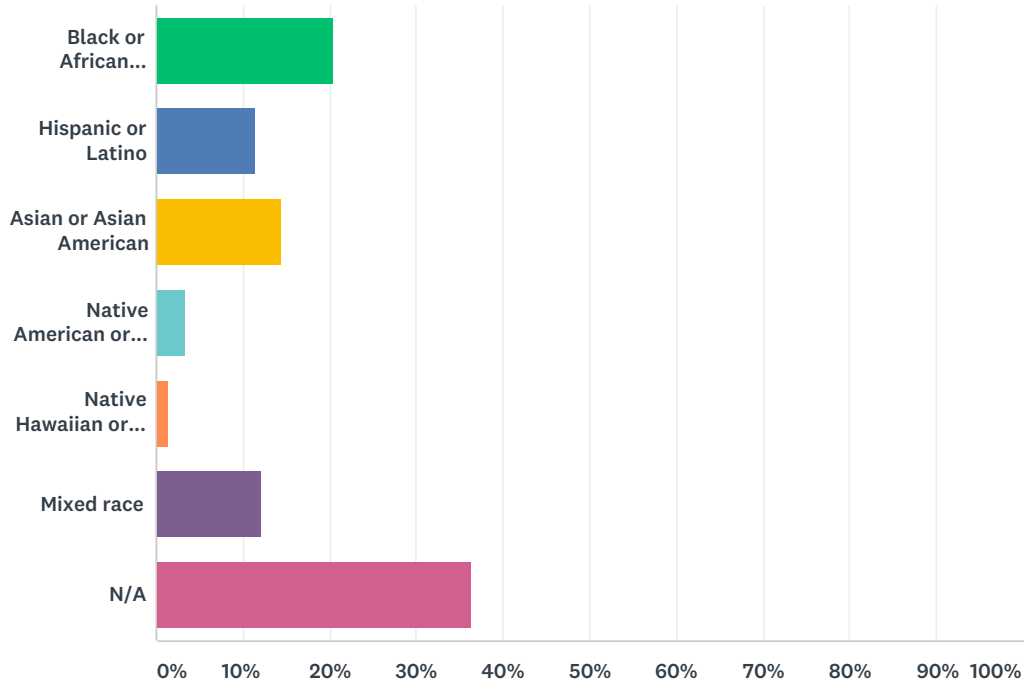
Answered: 729 Skipped: 239



ANSWER CHOICES	RESPONSES	
Seattle	42.52%	310
King County (outside Seattle)	28.94%	211
Snohomish County	6.72%	49
Pierce County	4.39%	32
Other (please specify)	17.42%	127
TOTAL		729

Q4 Please specify if your business has one or more minority owners:

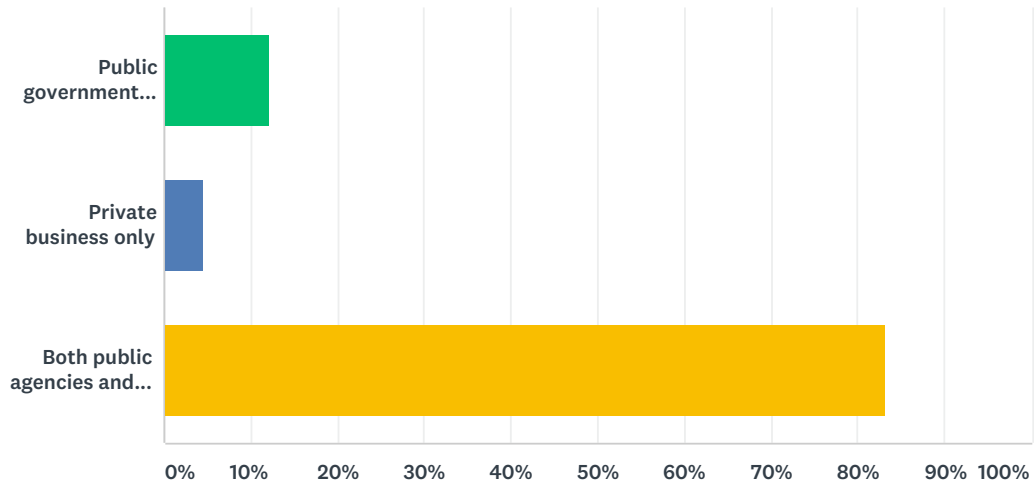
Answered: 729 Skipped: 239



ANSWER CHOICES	RESPONSES	
Black or African American	20.58%	150
Hispanic or Latino	11.52%	84
Asian or Asian American	14.40%	105
Native American or Alaska Native	3.29%	24
Native Hawaiian or other Pacific Islander	1.51%	11
Mixed race	12.21%	89
N/A	36.49%	266
TOTAL		729

Q5 Check the box to indicate the clients your company prefers:

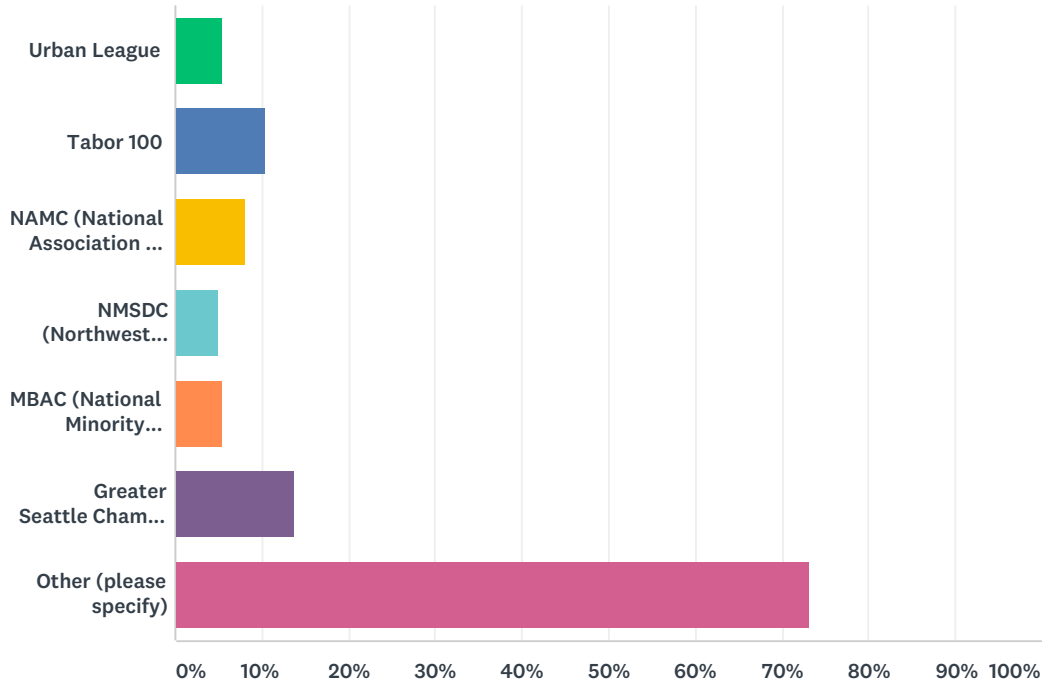
Answered: 729 Skipped: 239



ANSWER CHOICES	RESPONSES	
Public government agency (as a prime, subcontractor, or subconsultant)	12.21%	89
Private business only	4.53%	33
Both public agencies and private companies	83.26%	607
TOTAL		729

Q6 Check the organizations with which you actively engage:

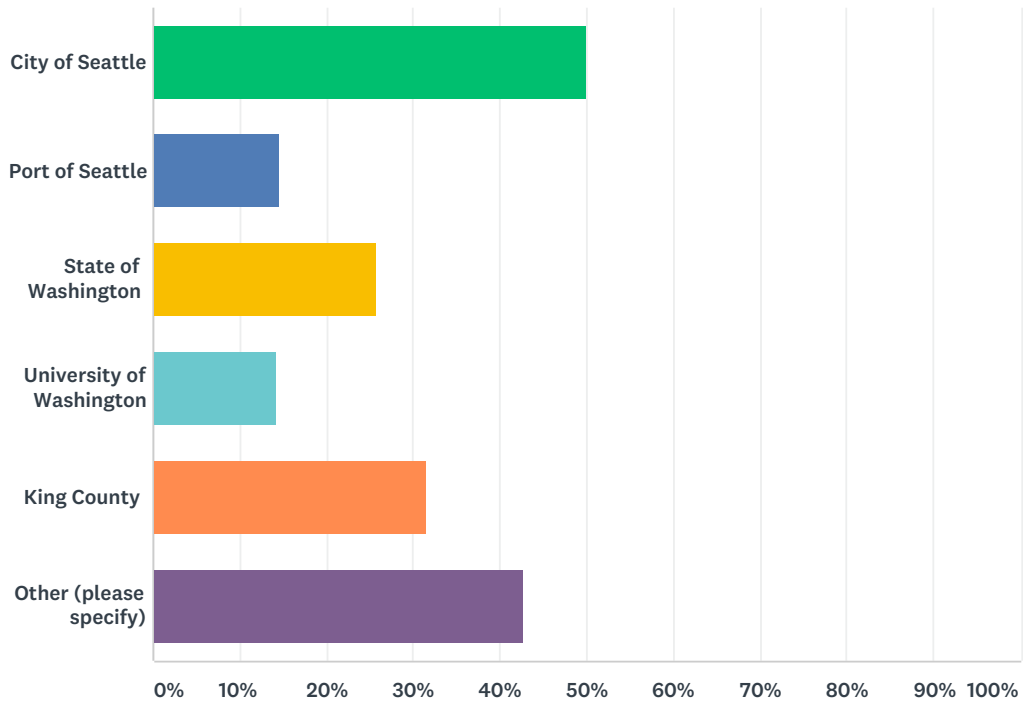
Answered: 729 Skipped: 239



ANSWER CHOICES	RESPONSES	
Urban League	5.49%	40
Tabor 100	10.56%	77
NAMC (National Association of Minority Contractors)	8.09%	59
NMSDC (Northwest Mountain Supplier Development Council)	4.94%	36
MBAC (National Minority Business Development Council)	5.35%	39
Greater Seattle Chamber of Commerce	13.72%	100
Other (please specify)	73.25%	534
Total Respondents: 729		

Q7 If you do buisness on behalf of public government agencies (whether as a prime or a sub), please check those with which you most commonly work.

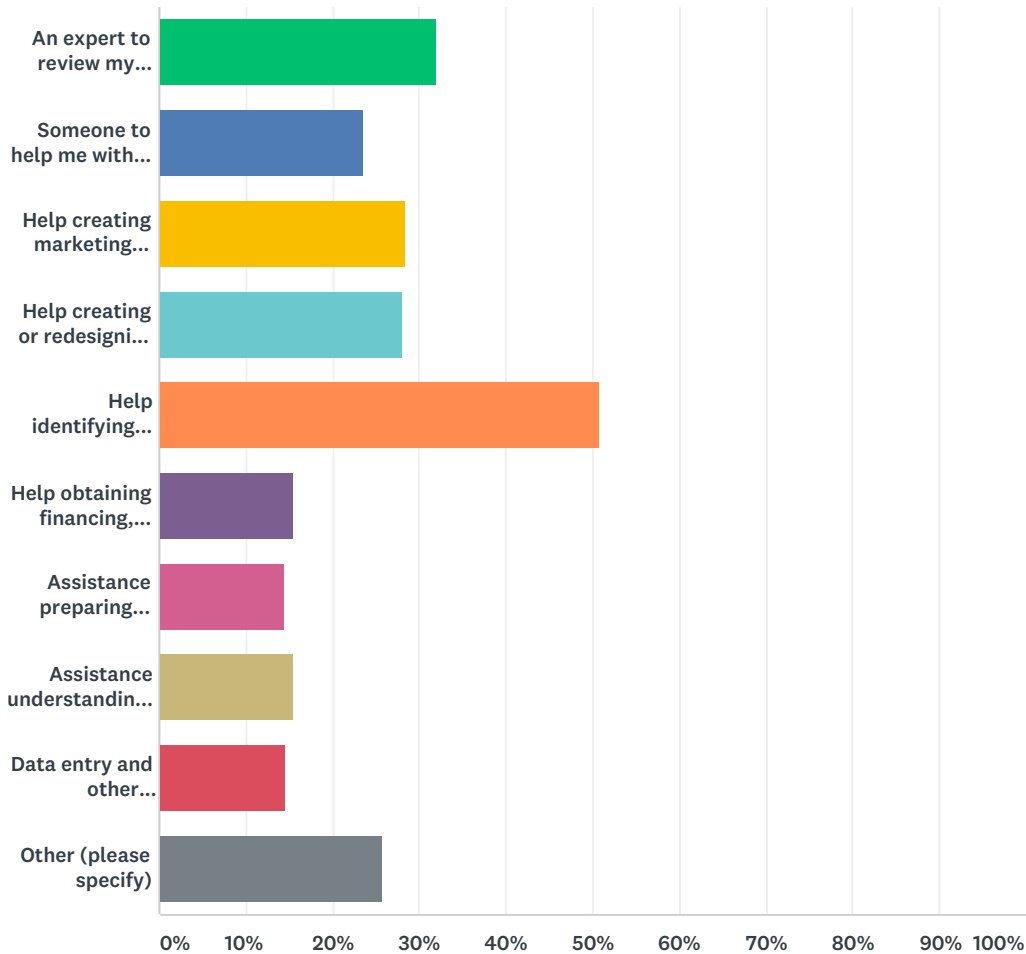
Answered: 729 Skipped: 239



ANSWER CHOICES	RESPONSES	
City of Seattle	50.07%	365
Port of Seattle	14.68%	107
State of Washington	25.65%	187
University of Washington	14.27%	104
King County	31.55%	230
Other (please specify)	42.66%	311
Total Respondents: 729		

Q8 Check any service below you would be interested in on a no-cost or low-cost basis:

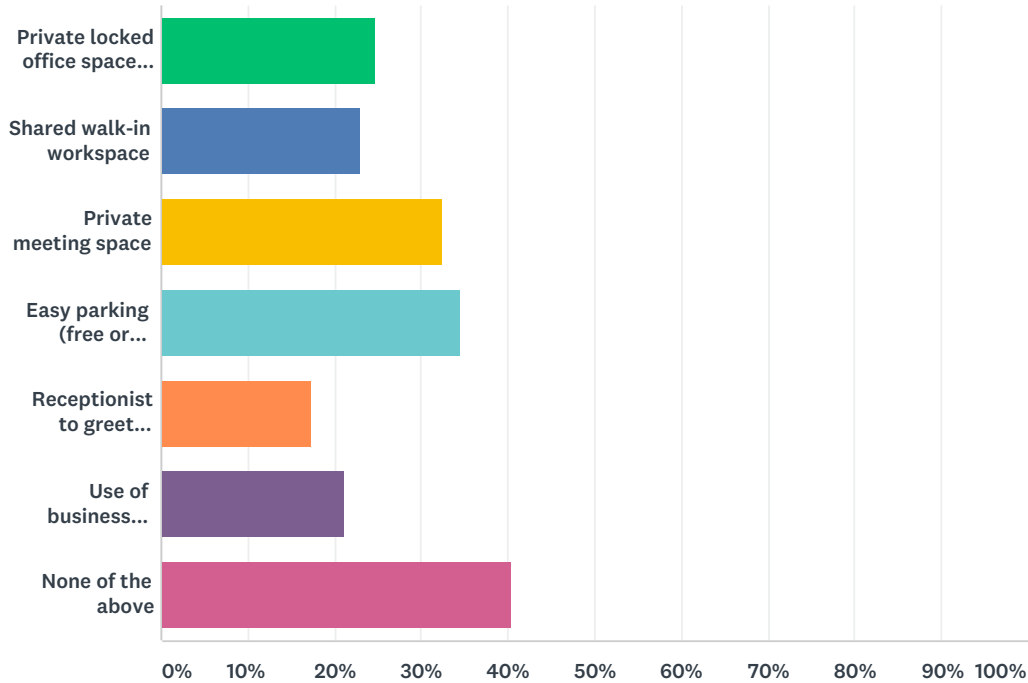
Answered: 729 Skipped: 239



ANSWER CHOICES	RESPONSES	
An expert to review my proposal or bid before I turn it in	31.96%	233
Someone to help me with pricing	23.73%	173
Help creating marketing materials	28.40%	207
Help creating or redesigning a professional website	27.98%	204
Help identifying bids or opportunities	50.89%	371
Help obtaining financing, bonds, insurance, capital, or securing credit	15.50%	113
Assistance preparing pricing, fees, invoices, billing, or tax statements	14.40%	105
Assistance understanding a proposed or signed contract	15.50%	113
Data entry and other administrative support	14.54%	106
Other (please specify)	25.79%	188

Q9 Please check all that you might be interested in at a low cost:

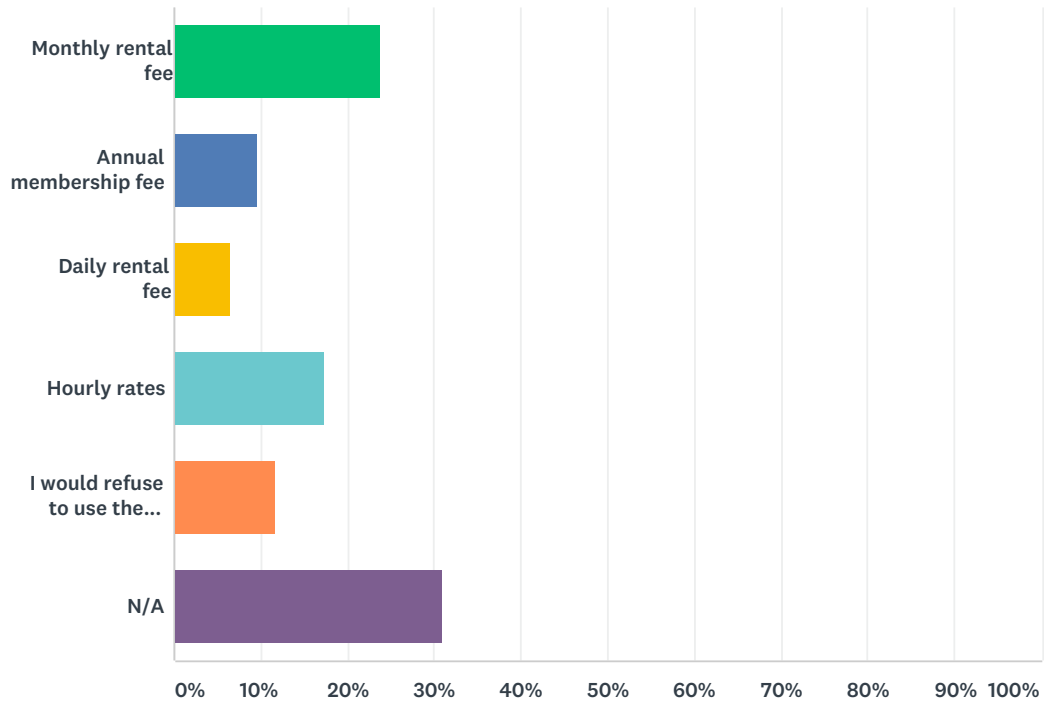
Answered: 729 Skipped: 239



ANSWER CHOICES	RESPONSES	
Private locked office space designated for your business	24.69%	180
Shared walk-in workspace	23.05%	168
Private meeting space	32.37%	236
Easy parking (free or reserved)	34.57%	252
Receptionist to greet clients, answer phone	17.28%	126
Use of business address and mail receiving services	21.12%	154
None of the above	40.47%	295
Total Respondents: 729		

Q10 Which fee structures do you prefer?

Answered: 729 Skipped: 239



ANSWER CHOICES	RESPONSES	
Monthly rental fee	23.87%	174
Annual membership fee	9.60%	70
Daily rental fee	6.45%	47
Hourly rates	17.28%	126
I would refuse to use the facility if I had to pay for the service	11.80%	86
N/A	31.00%	226
TOTAL		729

Q11 Would you like to participate in a focus group on these topics? If so, please provide your contact information:

Answered: 224 Skipped: 744

ANSWER CHOICES	RESPONSES	
Name	98.21%	220
Company	91.07%	204
Address	92.86%	208
Address 2	0.00%	0
City/Town	93.75%	210
State/Province	0.00%	0
ZIP/Postal Code	92.86%	208
Country	0.00%	0
Email Address	96.43%	216
Phone Number	93.30%	209